



# Captair 321-391-481 Smart

Ductless filtering fume hoods / Hotte à filtration sans raccordement / Filterabzüge ohne Abluftleitung / Cabinas de filtración sin conexión / Cappe chimiche a filtrazione senza raccordo

Assembly Instructions  
Notice de Montage  
Montage Beschreibung  
Instrucciones de Montaje  
Istruzioni per il Montaggio





**sales@erlab.net**  
**www.erlab.com**

## Europe



**+33 (0)2 32 09 55 80**  
**ventes@erlab.net**



**+44 (0) 1722 341 940**  
**salesUK@erlab.net**



**(0) 800 330 47 31**  
**verkauf@erlab.net**



**+34 93 673 24 74**  
**ventas@erlab.net**



**+39 (0) 2 89 00 771**  
**vendite@erlab.net**

## North America



**+1 (800) 964 4434**  
**captairsales@erlab.com**

## Asia



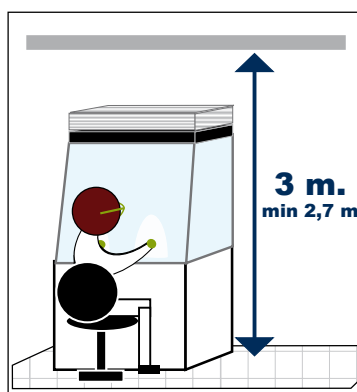
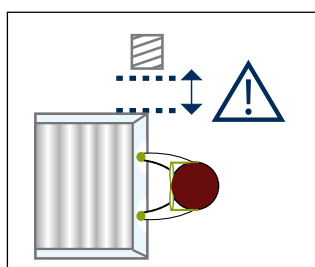
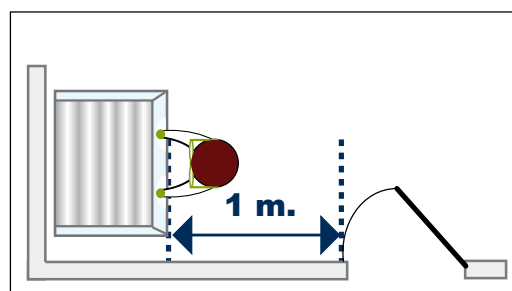
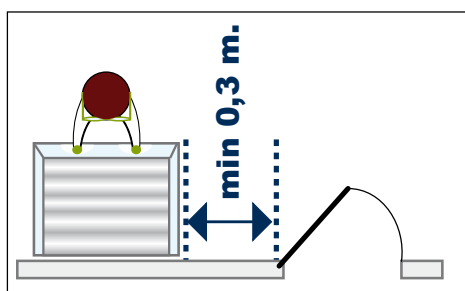
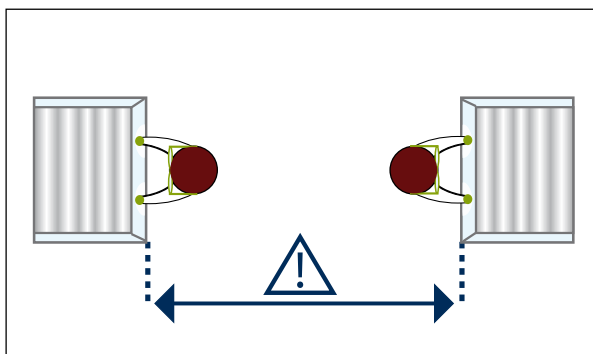
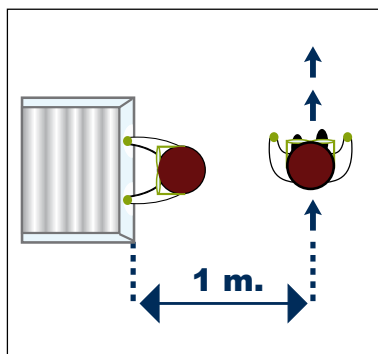
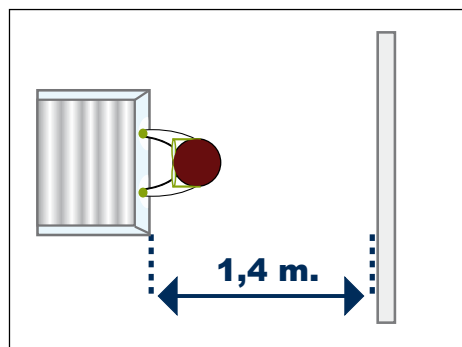
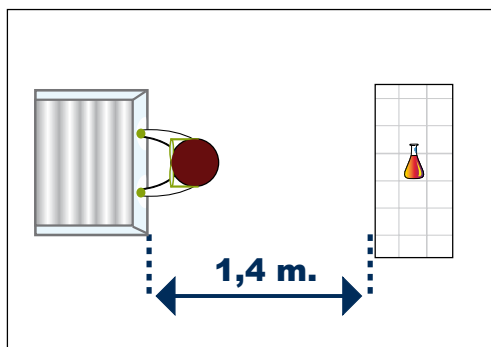
**+ 86 (0) 512 5781 4085**  
**Sales.china@erlab.com.cn**




**+ 60 (0) 7 3 555 724**  
**Erlab@erlab.com.my**



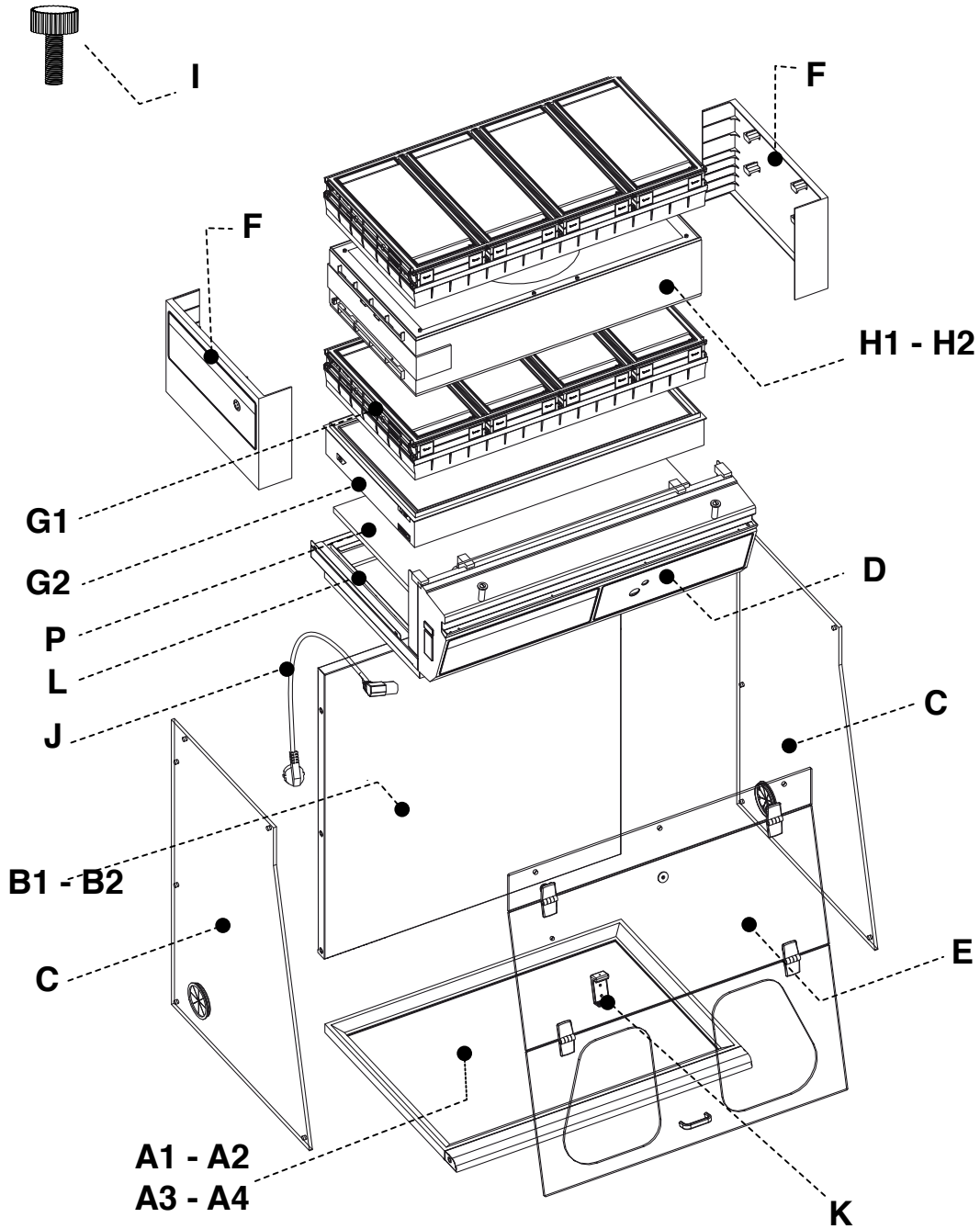
**Necessary space and dimensions - according to the EN 14175-5 standard**  
**Espace nécessaire et dimensions - selon la norme EN 14175-5**  
**Abstände gemäß der Norm EN 14175-5**  
**Espacio necesario y dimensiones - de acuerdo con la norma EN 14175-5**  
**Spazio necessario e dimensioni - secondo la norma EN 14175-5**




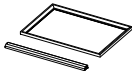
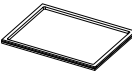
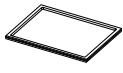


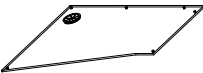
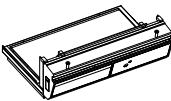










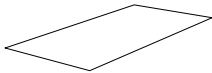

# Captair 321-391-481 Smart



Example / Exemple / Beispiel / Ejemplo / Esempio : Smart 321 - 1P2C -  
Options - Options - Optionen - Opciones - Opzioni A2



**Parts list / Liste des pièces / Teileliste / Lista de piezas / Elenco delle parti/**

A1	Spacing Bar / Barre d'écartement / Verstärkungsleiste / Barra de espaciamento / Barra di scartamento /		x1	321= PIDREA603016 391= PIDREA613012 481= PIDREA623012
A2	Work surface with sealed tempered glass retention tray / Plan de travail avec bac de rétention en verre émaillé jointé / Arbeitsplatte mit Auffangbecken aus abgedichtetem emailliertem Glas. / Plano de trabajo de cristal securizado con bandeja de retención / Piano di lavoro con vasca di ritenzione in vetro ceramizzato guarnito		x1	321= IO115020002 391= IO116020002 481= IO121020002
A3	Work surface in stainless steel 304 L / Plan de travail en Inox 304 L / Arbeitsplatte aus Edelstahl 304 L / Plano de trabajo en acero inoxidable 304 L / Piano di lavoro in Inox 304 L		x1	321= IO115050002 391= IO116050002 481= IO121050002
A4	Resin work surface / Plan de travail en TRESPA® TOPLAB®PLUS / Arbeitsplatte TRESPA® TOPLAB®PLUS / Plano de trabajo en TRESPA® TOPLAB®PLUS / Piano di Lavoro in Trespas TRESPA® TOPLAB®PLUS		x1	321= IO115030002 391= IO116030002 481= IO121030002
B1	Back panel / Panneau arrière / Rückwand / Panel trasero / Pannello posteriore		x1	321= PIDREA603006 391= PIDREA613006 481= PIDREA623006
B2	Transparent back panel / Panneau arrière transparent / Durchsichtige Rückwand / Panel trasero transparente / Pannello posteriore trasparente		x1	321= IO315100002 391= IO316100002 481= IO321100002
C	Side panel / Panneau latéral / Seitenwand / Panel lateral / Pannello laterale		x2	PIDVI03002
D	Filter housing (1) and control panel (2) / Plafond (1) et panneau de contrôle (2) / Kontrollanzeige(1) (2) / Techo (1) y panel de control (2) / Soffitto (1) e pannello di controllo(2)		x1	(1): 321= Z3CEILINGSMART321 391= Z3CEILINGSMART391 481= Z3CEILINGSMART481 (2) = Z3MCSMART1 (1+2): 321= K60XXX 391= K61XXX 481= K62XXX
E	Acrylic front panel / Façade acrylique / Acrylfassade / Panel frontal acrílico / Facciata in acrilico		x1	321= PIDVISMART321 391= PIDVISMART391 481= PIDVISMART481
F	Side cover / Carter / Gehäuse / Cártel / Coperchio		x2	PIDM58552
G1	Carbon filter / Filtre carbone / Filtro carbone /		*	H11074101 (AS) H11074201 (BE+) H11074401 (F) H11074301 (K)
G2	HEPA H14 / ULPA U17 Filter / Filtre HEPA H14/ ULPA U17 / Filtro HEPA H14/ ULPA U17		*	H11074031 (HEPA H14) H11074051 (ULPA U17)
H1	Fan box / Boîtier de ventilation / Ventilatorengehäuse / Módulo ventilador / Cassone di ventilazione		x1	Z3FM004
H2	Fan box + grid / Boîtier de ventilation + grille / Ventilatorengehäuse + Gitter / Módulo ventilador + rejilla/ Cassone di ventilazione + griglia -*			Z3FM004 + PIDMS8522
I	Nylon screws / Vis nylon / Nygonschraube / Tornillo nylon / Viti nylon		x15	PIDB08547
J	Power cable / Cable d'alimentation+ 2 colliers / Stromkabel / Cable de alimentación / Cavo di alimentazione		x2	EU = PIDEL076 USA = PIDEL080 GB = PIDEL090 CH = PIDEL106
K	Smartphone Support / Support smartphone / Smartphone -Support / Soporte Smartphone / Supporto smartphone		x1	PIDDI8537
L	HEPA filter seal frame / Cadre joint pour filtre HEPA / Abdichtungsrahmen für He-pa-Filter / Cuadro junta para filtro HEPA / Quadro giuntivo per filtro HEPA		x1	PIDDI8532
P	Pre-filter / Pré-filtre / Vorfilter / Prefiltro / prefiltrro		x1	I1015000001
Q	RJ45 cable / Câble RJ45 / RJ45-Kabel / cable RJ45 / Cavo RJ45		x1	WEL8603

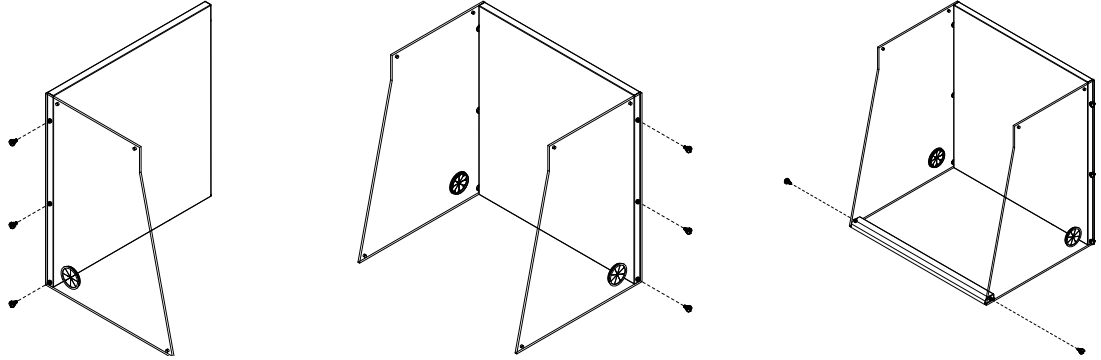
 Standard/ Standard/ Standard / Estándar / Di serie  
 Options - Options - Optionen - Opciones - Opzioni

\* See p.8 / Voir p.8 / Siehe S.8 /  
 Consulte p.8 / Vedi p.8

**1**

**A1**

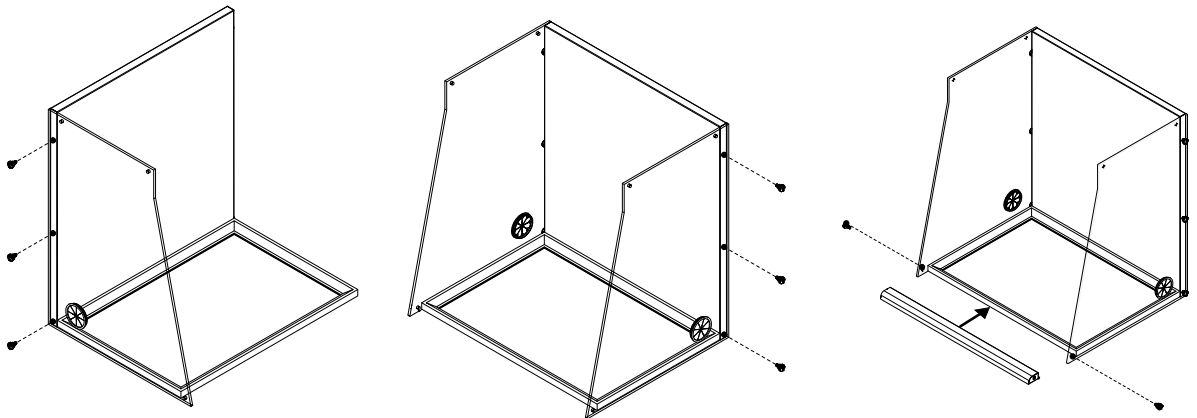
A1	x1
B1 B2	x1
C	x2
I	x8



**1**

**A2**

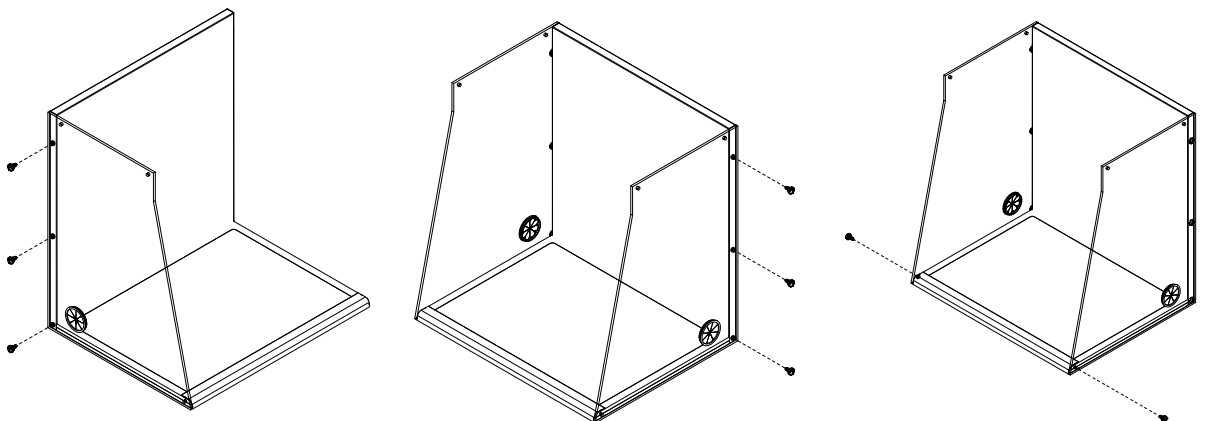
A2	x1
B1 B2	x1
C	x2
I	x8



**1**

**A3 - A4**

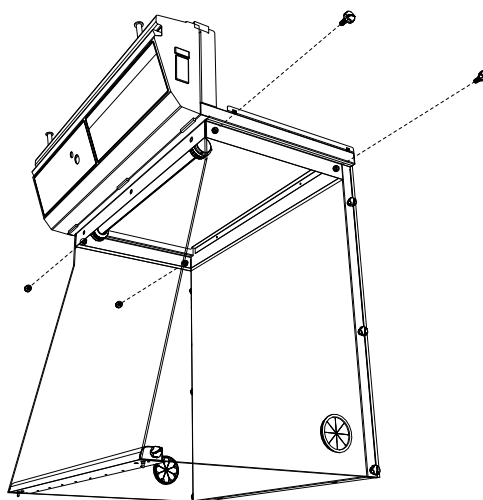
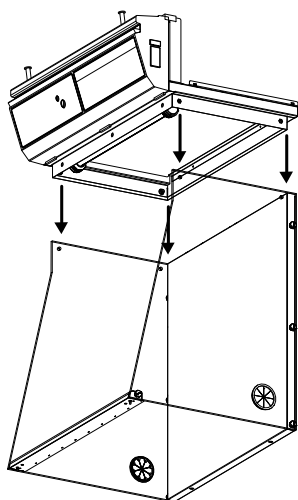
A3	x1
A4	x1
B1 B2	x1
C	x2
I	x8





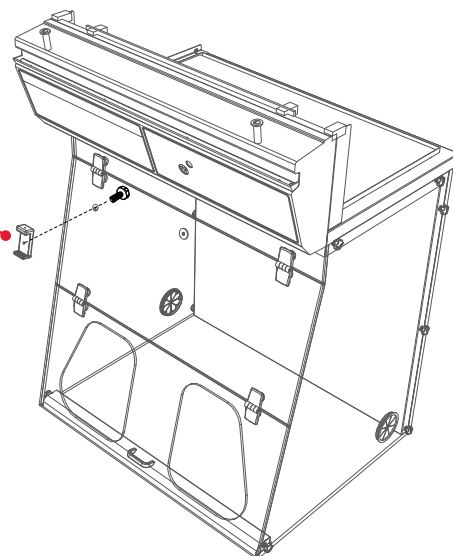
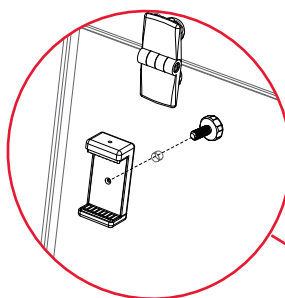
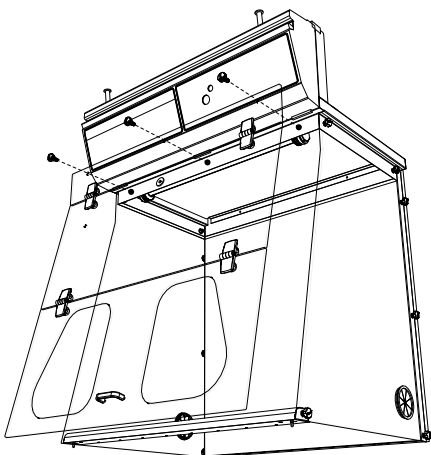
**2**

D	x1
I	x4




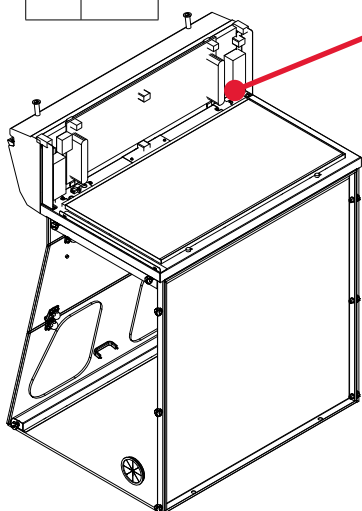
**3**

E	x1
I	x3
K	x1



**4**

J	x1
Q	x1



RJ45



**9**



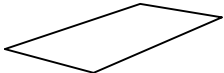
**Settings**  
 Réglages paramètres  
 Einstellungen Parameter  
 Arreglos parámetros  
 Regolazioni parametri



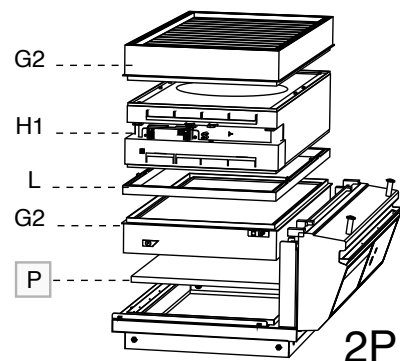
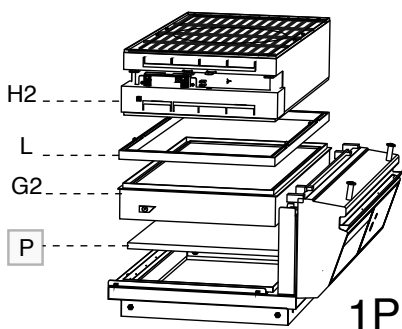
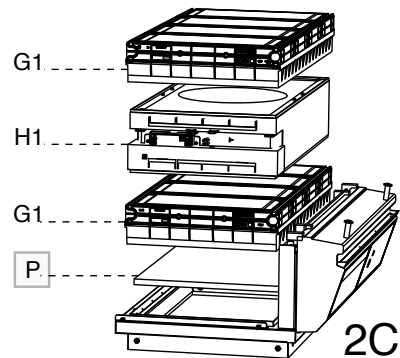
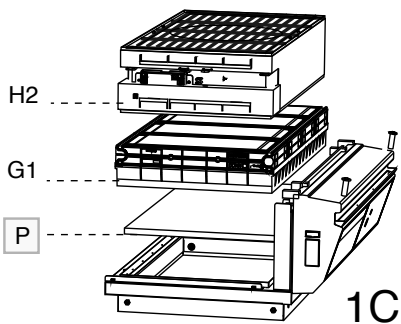
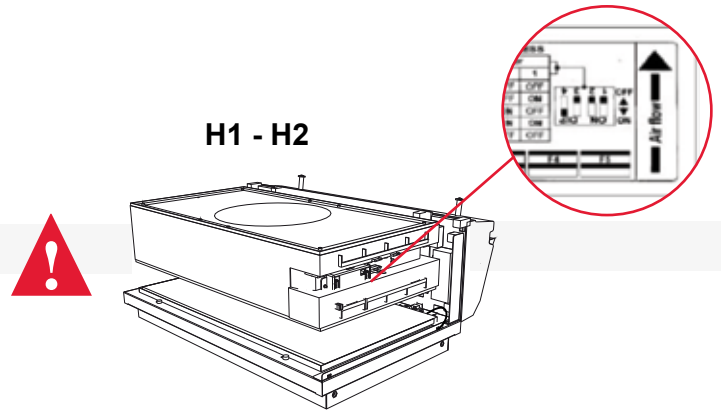
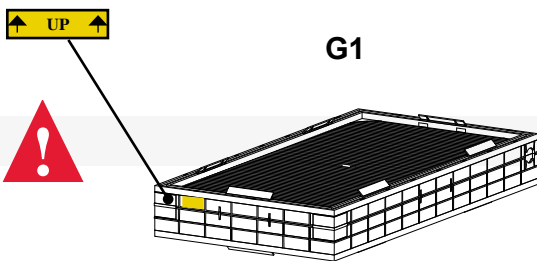
**eGuard App**



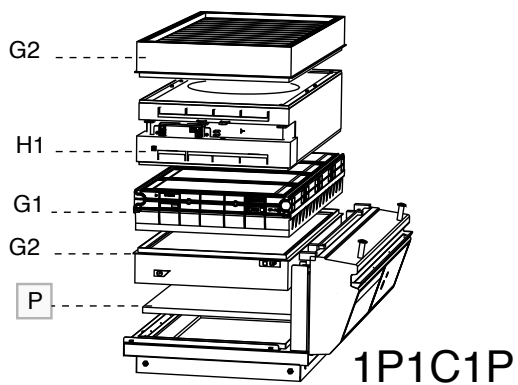
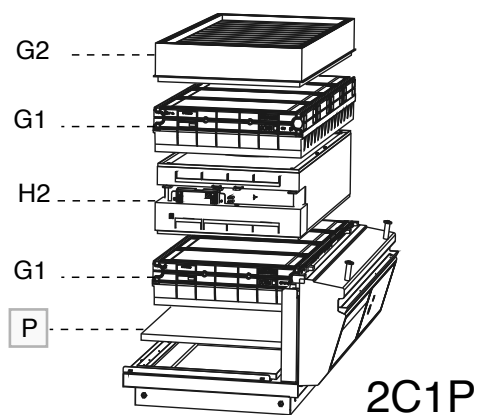
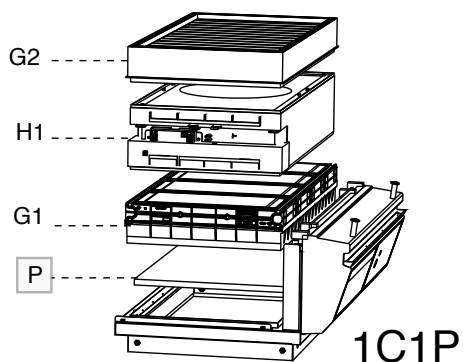
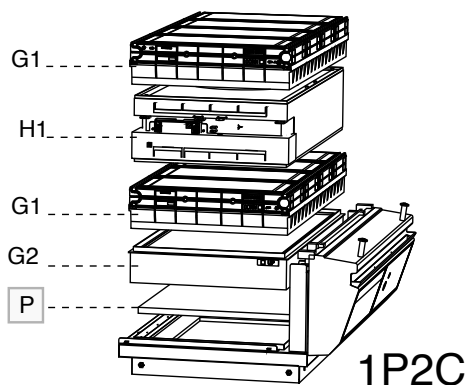
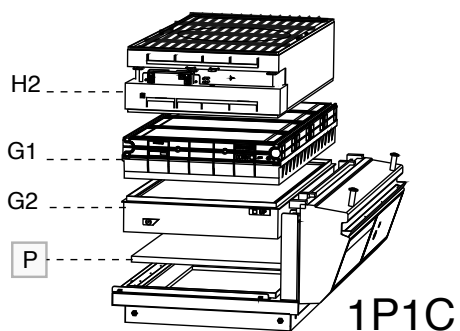
# Captair 321-391-481 Smart

5	<b>G1</b>	Molecular filter, Filtre moléculaire, Molekularfilter, Filtro Molecular, Filtro Molecolare	<b>G2</b>	HEPA H14 filter, Filtre HEPA H14, HEPA H14 Filter, Filtro HEPA H 14, Filtro HEPA H 14	<b>P</b>	Pre-filter, Pré-filtre, Vorfilter, Prefiltro, prefiltrò
Filter column configuration						
1C		x1				x1
2C		x2				x1
1P				x1		x1
2P				x2		x1
1P 1C		x1		x1		x1
1P 2C		x2		x1		x1
1C 1P		x1		x1		x1
2C 1P		x2		x1		x1
1P 1C 1P		x1		x2		x1
1P 2C 1P		x2		x2		x1

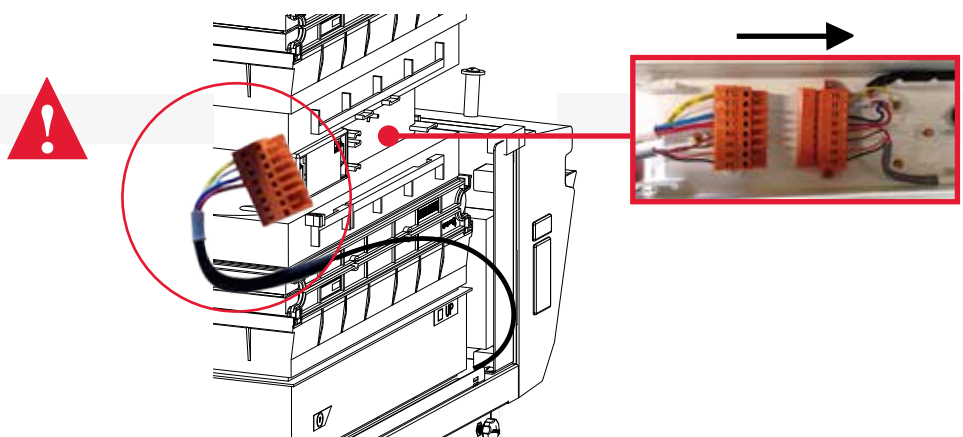
 Standard/ Standard/ Standard / Estándar / Di serie  
 Options - Options - Optionen - Opciones - Opzioni





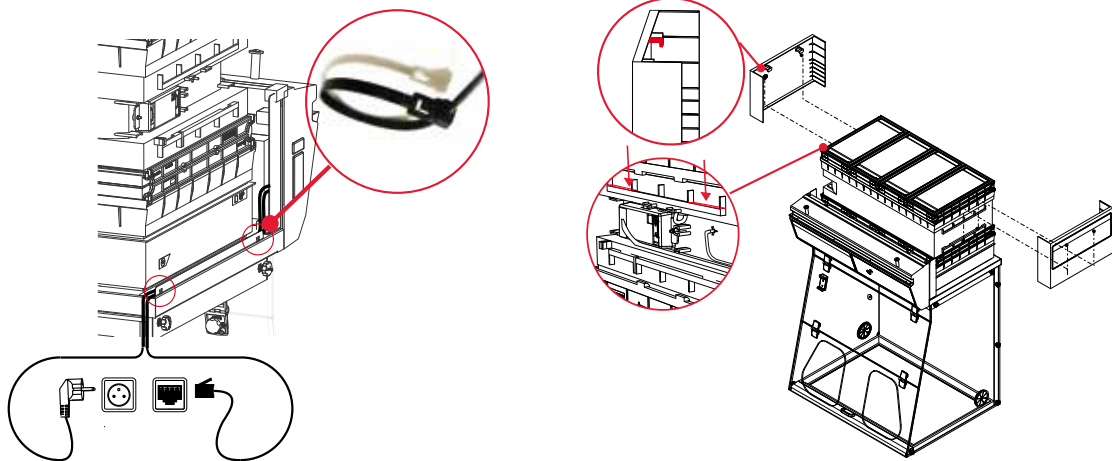


**6**




7

F x2

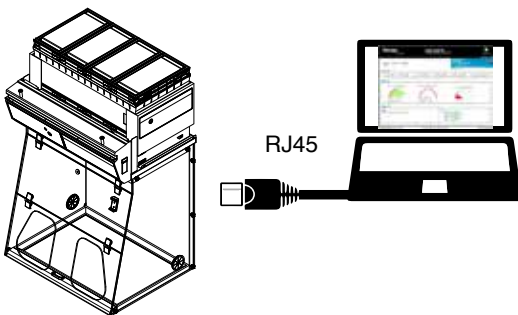


8



9

## Settings / Réglages paramètres / Einstellungen Parameter / Arreglos parámetros / Regolazioni parametri



Embedded service access (Default IP adress)  
 Accès au Service embarqué (Adresse IP par défaut)  
 Zugang zum integrierten Webdienst (Standard-IP-Adresse)  
 Acceso al Servicio implantado (Dirección IP por defecto)  
 Accesso Servizio imbarcato (Indirizzo IP)

**Default IP : 192.168.0.200**



### Settings :

Please refer to the user manual before the first unit use

### Configuration:

Se reporter au manuel d'utilisation avant toute première utilisation.

### Einstellung:

Informieren Sie sich vor der ersten Benutzung im Bedienerhandbuch

### Configuración:

Consultar el manual de uso antes de la primera utilización

### Configurazione:

Riportarsi al manuale d'uso prima del primo utilizzo dell'apparecchiatura