

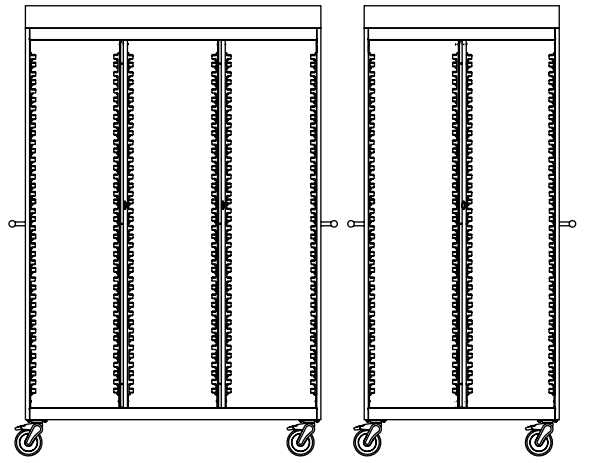


# CORE CART ACCESSORIES





Sloped Tops



Catheter Racks



Trays, Shelves,  
and Baskets



Keyed and Electronic  
Locks



Multiple Depths of Trays  
and Baskets



Interior Dividers allow for  
multiple storage configurations

## 2" Tray & Dividers - Light Grey



### Part Number

MCT601  
MCT606  
MCT607

### Description

2" Light Grey Tray  
Light Grey Divider 2"x16"  
Light Grey Divider 2"x24"

## 4" Tray & Dividers - Light Grey



### Part Number

MCT602  
MCT610  
MCT611

### Description

4" Light Grey Tray  
Light Grey Divider 4"x16"  
Light Grey Divider 4"x24"

## 8" Tray & Dividers - Light Grey



### Part Number

MCT603  
MCT612  
MCT613

### Description

8" Light Grey Tray  
Light Grey Divider 8"x16"  
Light Grey Divider 8"x24"

## Tray Stop System



### Part Number

MCT614

### Description

Stop System for Trays and  
Baskets

## 4" Basket & Dividers - Light Grey

Part Number	Description
MCT604	4" Light Grey Basket
MCT610	Light Grey Divider 4"x16"
MCT611	Light Grey Divider 4"x24"



## 8" Basket & Dividers - Light Grey

Part Number	Description
MCT605	8" Light Grey Basket
MCT612	Light Grey Divider 8"x16"
MCT613	Light Grey Divider 8"x24"



## Label Holder

Part Number	Description
MCT615	Label Holder



## Card

Part Number	Description
MCT616	White Label Card for Holder





**Part Number**

MCT620  
MCT621

**Sloped Top**

**Description**

Sloped Top for 2Bay  
Sloped Top for 3Bay



**Part Number**

MCT522  
MCT523  
MCT524  
MCT525

**Lock Option**

**Description**

Disk Lock, 2 keys  
Keyless Electronic Keypad  
Keyless Electronic Keypad -  
Proximity Card HID Access  
Keyless Electronic Keypad -  
iClass HID Access High FEQ

## Catheter Rack


Part Number	Description
MCT617	Catheter Rack with 9 Hooks



## Metal Shelf

Part Number	Description
MCT618	15" Metal Shelf
MCT619	33" Metal Shelf





At Everhutch we're designing, engineering and manufacturing vital products for the healthcare space. We provide you with the tools to organize and optimize your environment.

Everhutch leverages more than a century of experience from Kewaunee, a recognized global leader in the design, manufacture, and installation of laboratory furniture products, in: research, education, healthcare, industry and government spaces. A North Carolina based company founded in 1906, Kewaunee's history of quality products and scientific expertise empowers Everhutch to provide you with healthcare solutions and deliver quality patient care. With a suite of products designed to meet the needs of a modern healthcare setting and clinical lab space, flexibility and adjustability are essential.

We've got you, from start to finish. Our products are proudly made in the U.S. under one roof, ensuring quality and reliability throughout the entire process.

# CORE CART



# NEST CART



# PREP PACK



**KEWAUNEE®**  
**EVERHUTCH**