



ST Series Pen Meter

Instruction Manual

Welcome to OHAUS (www.ohaus.com)!

After more than a century of perfecting the art of measurement through our durable weighing products, OHAUS precision is now available in a line of portable electrochemistry products that provides accurate measurement of pH, ORP, conductivity, TDS and salinity.

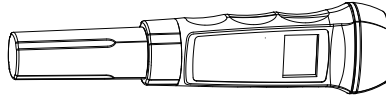
ST series pen meters are the economical option when you are simply looking for meters that are easy to use and provide accurate measurements. The pen meters should not be used by Children of age 12 or younger.

This product conforms to the EMC Directive 2004/108/EC. The Declaration of Conformity is available online at europe.ohaus.com/europe/en/home/support/compliance.aspx.

ST10C/ST10T/ST10S pen meters Instruction Manual

Thank you for choosing OHAUS waterproof pen meters. Please read the manual completely before using. This manual serves the following models:

- ST10C-A (pen Conductivity meter)
- ST10C-B (pen Conductivity meter)
- ST10C-C (pen Conductivity meter)
- ST10T-A (pen TDS meter)
- ST10T-B (pen TDS meter)
- ST10S (pen salinity meter)



First Usage

Condition the electrode by rinsing and immersing it in pure water for 0.5 hour before use.

Conductivity/TDS/Salinity Measurement

Remove the protection cap, rinse the Conductivity electrode with pure water (distilled water), and wipe clean.

- Press button-On/Off turn on the meter.
- Dip the electrode about 2 to 3cm into the test solution (at least 20ml). Wait until the reading stabilized.
- Clean the electrode with pure water after each measurement.

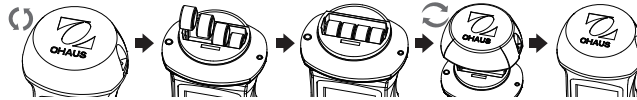
Accuracy

ST10C/ST10T/ST10S pen meters are factory calibrated.

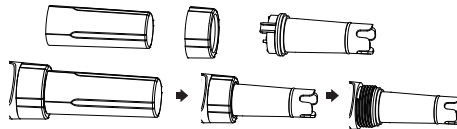
Maintenance

Clean the electrode before and after each measurement .

The meter use button battery 1.5V (AA)*4 , replace all the batteries when the display fade or not turn on.



The electrode is replaceable.



Order Information

Model	Description
ST10C-A	Pen Conductivity Meter, range 0.0~199.9 μ S/cm
ST10C-B	Pen Conductivity Meter, range 0~1999 μ S/cm
ST10C-C	Pen Conductivity Meter, range 0.00~19.99 mS/cm
ST10T-A	Pen TDS Meter, range 0.0-100.0 mg/L
ST10T-B	Pen TDS Meter, range 0-1000 mg/L
ST10S	Pen Salinity Meter, range 0.0-10.0 ppt

Replaceable electrodes:

Electrode CT10A ST
Electrode CT10B ST
Electrode CS10C ST

Specification

Water Proof Pen Meters	ST10C-A	ST10C-B	ST10C-C	ST10T-A	ST10T-B	ST10S
Cond. range	0.0~199.9 μ S/cm	0~1999 μ S/cm	0.00~19.99 mS/cm	0.0-100.0 mg/L	0-1000 mg/L	0.0-10.0 ppt
Resolution	0.1 μ S/cm	1 μ S/cm	10 μ S/cm (0.01 mS/cm)	0.1 mg/L	1 mg/L	0.1 ppt
Accuracy	\pm 2.5% FS	\pm 2.5% FS	\pm 2.5% FS	\pm 2.5% FS	\pm 2.5% FS	\pm 2.5% FS
Battery	4 x 1.5V	4 x 1.5V	4 x 1.5V	4 x 1.5V	4 x 1.5V	4 x 1.5V
Dimension	183×45×35mm	185×42×37mm	185×42×37mm	185×42×37mm	185×42×37mm	185×42×37mm
Weight	105g	105g	105g	105g	105g	105g
Auto-off	After 6 min no operation	After 6 min no operation	After 6 min no operation	After 6 min no operation	After 6 min no operation	After 6 min no operation
Ambient temperature	0~50 °C(32~122°F)	0~50 °C(32~122°F)	0~50 °C(32~122°F)	0~50 °C(32~122°F)	0~50 °C(32~122°F)	0~50 °C(32~122°F)
Materials	ABS	ABS	ABS	ABS	ABS	ABS

In conformance with the European Directive 2002/96/EC on Waste Electrical and Electronic Equipment (WEEE) this device may not be disposed of in domestic waste. This also applies to countries outside the EU, per their specific requirements. Please dispose of this product in accordance with local regulations at the collecting point specified for electrical and electronic equipment. If you have any questions, please contact the responsible authority or the distributor from which you purchased this device. Should this device be passed on to other parties (for private or professional use), the content of this regulation must also be related. Disposal instructions in Europe are available online at europe.ohaus.com/europe/en/home/support/weee.aspx. Thank you for your contribution to environmental protection.

This equipment has been tested and found to comply with the limits for a Class B digital device, pursuant to part 15 of the FCC Rules. These limits are designed to provide reasonable protection against harmful interference in a residential installation. This equipment generates uses and can radiate radio frequency energy and, if not installed and used in accordance with the instructions, may cause harmful interference to radio communications. However, there is no guarantee that interference will not occur in a particular installation. If this equipment does cause harmful interference to radio or television reception, which can be determined by turning the equipment off and on, the user is encouraged to try to correct the interference by one or more of the following measures: Reorient or relocate the receiving antenna, increase the separation between the equipment and receiver or consult the dealer or an experienced radio/TV technician for help.



* 3 0 0 7 7 2 0 2 *