

# PHCbi

## Operating Instructions

### Detector

# MLC-AD240A



**NOTICE:**

This product functions as a live cell metabolic analyzer in combination with the MLC-AC0 (controller). For proper handling and operation of the detector, please refer to controller's operating instructions in addition to these operating instructions.

Please read the operating instructions carefully before using this product and keep the operating instructions for future use.

See page 17 for the model number.

# CONTENTS

---

INTRODUCTION .....	3
SAFETY PRECAUTIONS.....	4
COMPONENTS .....	9
Detector components .....	9
Detector accessories.....	10
ROUTINE MAINTENANCE .....	11
Cleaning the detector .....	11
DISPOSAL OF UNIT .....	12
SPECIFICATION .....	17
SAFETY ENVIRONMENTAL CONDITIONS .....	17
SAFETY CHECK SHEET .....	18

# INTRODUCTION

---

- Read the operating instructions carefully before using the product and follow the instructions for safe operation.
- PHC Corporation takes no responsibility for safety if the product is not used as intended or is used with any procedures other than those given in the operating instructions.
- Keep the operating instructions in a suitable place so that they can be referred to as necessary.
- The operating instructions are subject to change without notice for improvement of performance or function.
- Contact our sales representative or agent if any page of the operating instructions is lost or the page order is incorrect, or if the instructions are unclear or inaccurate.
- No part of the operating instructions may be reproduced in any form without the express written permission of PHC Corporation.

## **IMPORTANT NOTICE**

PHC Corporation guarantees this product under certain warranty conditions. However, please note that PHC Corporation shall not be responsible for:

- any accident or damage caused by incorrect installment or handling of the detector

### <Intended Use>

This product is designed for the continuous measurement of the glucose concentration and lactate concentration in a culture medium during animal cell culture. This product cannot be used for diagnostic purposes.

# SAFETY PRECAUTIONS

Be sure to observe the operating instructions as they contain important safety advice. If the product is used in a manner not specified by the operating instructions, the protection provided by the product may be impaired.

For correct and safe use of the product, follow the precautions and procedures in these operating instructions carefully. Failure to do so could result in injury or damage to the product.

Precautions are illustrated in the following way:










## **WARNING**

Warning indicates a potentially hazardous situation which, if not avoided, could result in serious injury or death.

## **CAUTION**

Failure to observe CAUTION signs could result in injury to personnel and damage to the unit and associated property.

The following symbols are used in this document and some of them are attached to the unit.

	Actions are prohibited.
	Actions are mandatory.
	Caution must be taken.
	This symbol indicates a risk of an electric shock by touching the product with wet hands.
	This symbol indicates a risk of an electric shock by an electric leakage caused by a wet product.
	This symbol indicates a risk of injuries such as an electric shock caused by disassembling the product.
	This symbol indicates that the user must disconnect the mains plug for the purposes of maintenance, in the case of malfunction or when left unattended.
	This symbol indicates a potential danger or risk by biohazardous material. Ce symbole indique un danger ou un risque potentiel dû à des matières présentant un danger biologique.
	Read the operating instructions carefully before using the product.

---

**THE FOLLOWING APPLIES ONLY IN THE U.S.A.**

This device complies with part 15 of the FCC Rules. Operation is subject to the following two conditions:

- (1) This device may not cause harmful interference, and
- (2) This device must accept any interference received, including interference that may cause undesired operation.

**FCC Note:**

This product has been tested and found to comply with the limits for a Class A digital device, pursuant to part 15 of the FCC Rules. These limits are designed to provide reasonable protection against harmful interference when the product is operated in a commercial environment. This product generates, uses, and can radiate radio frequency energy and, if not installed and used in accordance with the instruction manual, may cause harmful interference to radio communications. Operation of this product in a residential area is likely to cause harmful interference in which case the user will be required to correct the interference at his own expense.

**THE FOLLOWING APPLIES ONLY IN CANADA.**

CAN ICES-003(A)/NMB-003(A)

# SAFETY PRECAUTIONS

## WARNING

### Installation



- **Do not install the detector at a place higher than your eye level.**  
The detector at a high place makes it difficult to locate the sensor module assembly on the tray, so that you may spill the culture medium over your body, causing an adverse effect on your body.



- **Before connecting the detector to the controller, turn off the controller and pull out the power plug from the outlet.**  
Otherwise, you may have an electric shock or get injured when you inadvertently touch an electric part.
- **Make sure that the detector cable and the connection cable are connected properly.**  
Otherwise, inadequate connection may cause a fire or an electric shock.
- **Handle the connection cables carefully.**  
Putting the controller or detector on them or bending/twisting them excessively may cause a short circuit or disconnection of a wire, which may lead to fire or an electric shock.
- **When you handle a harmful reagent, handle it in an isolated facility prepared for such operations.**  
Otherwise, an improper use may cause harm to the human body or natural environment.

### Connection cable



- **Do not handle the connection cable in a way that damages it (e.g., scratching, modifying, putting it close to a heat source, bending with force, twisting, pulling, adding weight, or binding).**  
Using the damaged connection cable may cause fire or an electric shock. Consult our services agency when you want to repair the connection cable.



- **Do not insert or pull out the connection cable with wet hands.**  
It may cause an electric shock.



- **Before cleaning, maintenance, or checkup, disconnect the connection cable.**  
Otherwise, you may have an electric shock or injury.
- **When disconnecting the connection cable, hold the connector at the end of the cable.**  
Pulling the cable may cause an electric shock.

# **WARNING**

## **When using the product**



- **Protect from strong vibration or impact when moving or operating the detector.**  
The detector may be damaged and cause a fire.
- **Do not put any foreign objects such as a pin or metal piece into any gap or hole of the detector, or the inside of the detector when the detector tray is pulled out.**  
It may cause an electric shock or injury by accidental contact with moving parts.



- **Do not use the detector when a foreign object or liquids such as reagents have spilled into the detector or when the detector fell to the ground.**  
If you continue to use it under a defective condition, it may cause a fire or other problems. Contact our service office or sales agency right away for inspection and repair.



- **Do not spill water directly over the detector.**  
Spilled water may cause an electric shock or fire.



- **When you open or close the detector tray, open or close it carefully.**  
If you open or close the tray quickly, the culture medium may overflow inside the sensor module assembly and enter inside the detector, causing contamination.
- **When installing the detector in the CO<sub>2</sub> incubator, do not put any objects on trays set above the detector.**  
If a culture medium spills, it may enter inside the detector, causing contamination or a fault.

## **When using a reagent and samples**



- **Wear appropriate protective gear such as gloves and glasses when you handle hazardous substances such as lactate solution.**  
A lactate solution causes a serious injury if it touches your skin or eye.



- **Observe the laboratory biosafety guidelines issued by WHO.**  
In addition to the precaution described here, refer to the laboratory biosafety guidelines issued by WHO. This product is assumed to be used in a laboratory at biosafety level 2 or lower.
- **Wear appropriate protective gear when handling a potentially infective sample or a product that may had contact with such a sample.**  
Touching them directly may cause infection.
- **Clean the parts that might have come into contact with a potentially infective sample.**  
An infective sample left on the surface of the parts may cause infection.

# SAFETY PRECAUTIONS

## WARNING

### When something is wrong with the product



- **When an error occurs, immediately turn off the controller and pull out the power plug.**  
If you continue to use it under a defective condition, it may cause a fire or other problems. Contact our service office or sales agency right away for inspection and repair.



- **Do not disassemble or modify the detector.**  
It may cause an electric shock. Contact our service office or sales agency for the inspection or repair.

### When storing and disposing of the product



- **If the product will not be used for a long time, remove the detector from the CO<sub>2</sub> incubator, and store it.**  
Otherwise, the deterioration of insulation may cause an electric shock, electric leakage, or fire.



- **Ask a qualified contractor to disassemble or dispose of the products. Do not leave the unit in a location that can be accessed by third parties.**  
Otherwise, an unexpected accident (by unintended use, etc.) may happen.



- **Observe the ordinances or regulations of the local government when disposing of the products that had contact with an infectious sample.**  
Otherwise, it may cause infection.

## CAUTION



- **Be sure to wear gloves when you clean the detector.**  
Otherwise, you may be injured by the parts inside the detector.
- **Do not insert your hand in the opening of the detector tray.**  
You may be injured by the parts inside the detector.
- **When you carry the detector, carry it with both hands.**  
Otherwise, you may be injured when you drop it.
- **Confirm that the CO<sub>2</sub> incubator tray is strong enough to bear the detector.**  
Otherwise, the tray may collapse to cause injury.



- **Before moving the detector, take the sensor module assembly out of the detector.**  
Otherwise, the sample may spill within the detector, contaminating the detector. Also, a spilled sample may pass infection to humans.
- **Make sure to clean the detector before storing or transporting it.**  
A contaminated detector may cause infection to humans.



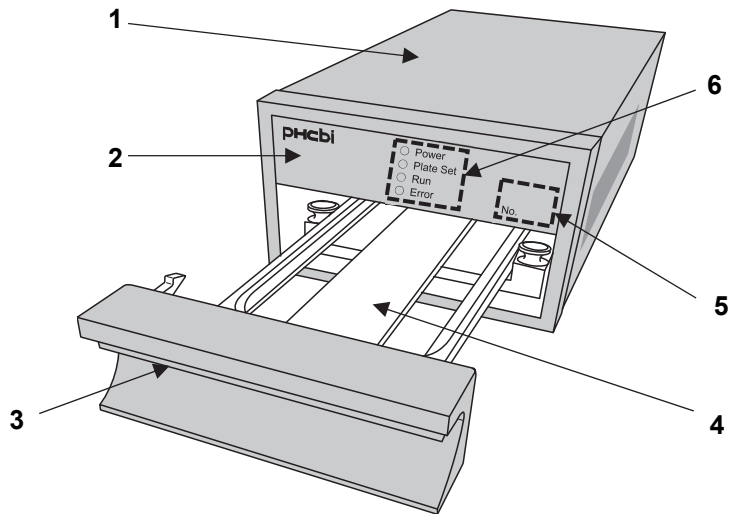
- **Be careful not to pinch your fingers when you close the detector tray.**  
Otherwise, you may be injured.



# COMPONENTS

## Detector components

### Front and tray



#### 1. Housing

The housing covers the detector. There are ventilation openings on the sides of the housing. Do not block the ventilation openings when you install the detector.

#### 2. Front panel

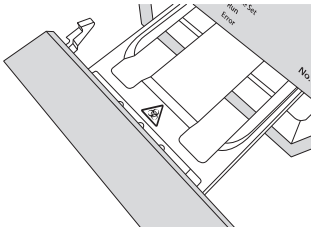
The detector status and detector ID number are indicated on the front panel.


#### 3. Tray trigger

Pull the tray trigger toward you to draw the tray out.

#### 4. Tray

Put the sensor module assembly (or check module assembly) on the tray.



 <b>WARNING</b>	<p>The sensor module assembly may include a potentially infective sample. Clean the tray when such a sample has been attached to the tray.</p> <p>An infective sample left on the tray may cause infection.</p>
--	---

#### 5. Detector ID number indication

Displays the detector ID number that is recognized by the controller.

#### 6. Status LED

Indicate the detector status.

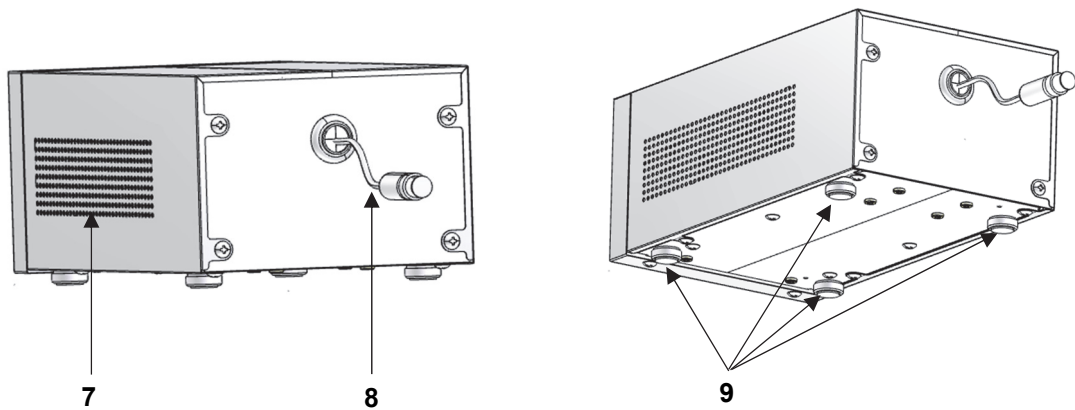
Status LED	Condition	Details
Power (green)	Lighting	The detector is connected to the controller that is turned on.
Plate Set (white)	Lighting	The sensor module assembly (or check module assembly) is set on the tray in the detector.
Run (white)	Blinking	A voltage is being applied to the sensor module.
	Blinking (fast)	The assay is paused.
	Blinking (fast)	A plate set error has occurred.
Error (red)	Blinking (fast)	An error that needs to be recovered by user operation has occurred.
	Lighting	An error that does not need to be recovered by user operation has occurred.

#### Note:

After the controller is turned on, all status LEDs are lit for five seconds when the detector is recognized by the controller.

# COMPONENTS

## Side, rear, and bottom



**7. Ventilation openings (on the left and right sides)**

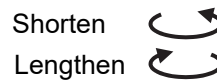
Do not block them when you install the detector. If the ventilation openings are blocked, CO<sub>2</sub> gas and humidity do not circulate and may affect cultivation.

**8. Detector cable**

Connect it to the connection cable for connecting the detector and the controller. The connector of this cable is waterproof.

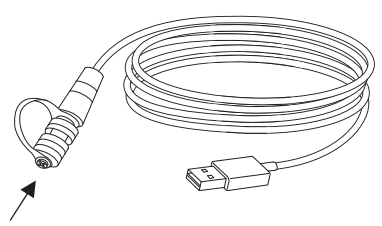
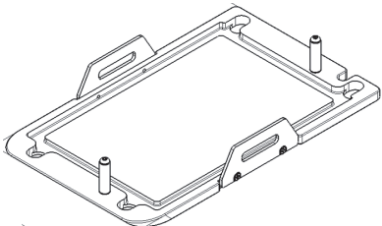
**9. Leveling feet**

Turn the leveling feet to adjust the lengths of legs. Use the four leveling feet to set the detector horizontally.



## Detector accessories

Check that the following accessories are included with the detector. If anything is missing, contact our sales representative or agent.

Name	Quantity	Appearance
Connection cable (with a protection cap)	1	 <p>Be sure to cover the waterproof connector with the protection cap when the detector is not connected.</p>
Plate adapter (bottom)	1	

# ROUTINE MAINTENANCE

In order to obtain precise data, it is necessary to clean the products regularly. Follow the sections below to clean the detector. Also, yearly maintenance by the manufacturer is recommended. Contact our sales representative or agent for maintenance requests.

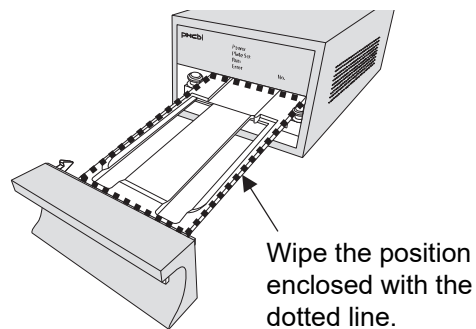
## Notes:

- Clean the exterior of the detector, detector tray, and cables using 70% ethanol once a month.
- Contact our sales representative or agent to disassemble and clean the inside of the detector once a year. Do not take apart the detector yourself because it may lead to an accident or failure of the detector.
- Contact our sales representative or agent when the products are too dirty.
- Do not use brushes, acid, alkaline or chlorine-based detergents, disinfectants, volatile chemicals such as thinner, soap powder, polishing powder (cleansers), or boiling water. It may cause discoloration, corrosion, and rust.
- Do not clean the products unit using peracetic acid or hydrogen peroxide, or do not disinfect the products by formalin fumigation.
- Never pour water onto or into the products. Doing so can damage the electric insulation and cause failure.
- Turn off the product before cleaning.

## Cleaning the detector

**CAUTION** Do not put your hands into the inside of the detector when the tray is pulled out. You may get injured by touching the interior parts.

1. Turn off the power to the CO<sub>2</sub> incubator and take the humidifying pan out of the incubator by following the operating instructions for the CO<sub>2</sub> incubator.
2. Put on rubber gloves, and then disinfect the surface of the rubber gloves with 70% ethanol.
3. Open the incubator doors to cool down the incubator and reduce humidity in the chamber. Wipe the housing, front panel, tray trigger, and detector cable using a gauze moistened with a proper amount (the amount that cannot form droplets) of 70% ethanol. Do not spray 70% ethanol on the detector directly.
4. Fully pull out the tray of the detector and thoroughly wipe the area shown in the following figure.



# STORING THE PRODUCT


---

When the product is not used for a long time, store it by following the steps below. Storing the detector for a long time in the experimental condition may cause failure.

Before storing the detector, take the detector out of the incubator and clean it.

**Note:**

Check that the sensor module assembly (or check module assembly) is not left inside the detector. If the sensor module assembly is left in the detector, take it out of the detector.

	<b>Caution</b>	<b>Wear gloves and a mask during work.</b> Without them, you may be injured by edges of internal parts. Contacting chemicals and inhaling dust are bad for your health.
---	----------------	---

1. Wear rubber gloves and sterilize their surfaces with 70% ethanol.
2. Confirm that the temperature and humidity in the CO<sub>2</sub> incubator have dropped and turn off the incubator. Then, take the humidification pan out of the incubator and dispose of the water in the pan.
3. Pull out the power plug for the controller AC power cable from the outlet (turn off the detector).
4. Pull the waterproof connector connecting the detector and the controller to the front side.
5. Turn the outer ring of the waterproof connector counterclockwise to remove the connector.
6. Hold the detector with both hands tightly and take it out of the incubator.
7. Clean the detector by following the steps for cleaning (page 11).
8. After the ethanol has evaporated completely, put the detector in the plastic bag that came with the detector and store the detector (if you cannot find the plastic bag, use a clean store-bought plastic bag for storage).

# DISPOSAL OF UNIT

---

When disposing of the products, ask a qualified contractor.

	<b>WARNING</b>	<b>Ask a qualified contractor to carry out disassembly/disposal of the products and do not leave the product in a location that can be accessed by third parties.</b> This may result in unexpected accidents (e.g., the products may be used for unintended purposes).
---	----------------	--

**Notes:**

- Before disposing of the products, decontaminate the products to the extent possible by the user.
- For details on risks during storage, transportation, and disposal of the products, contact our agent listed on the separate information list.

# DISPOSAL OF UNIT

<p><b>Information on Disposal for Users of Waste Electrical &amp; Electronic Equipment (private households)</b></p>  <p>This symbol on the products and/or accompanying documents means that used electrical and electronic products should not be mixed with general household waste.</p> <p>For proper treatment, recovery and recycling, please take these products to designated collection points, where they will be accepted on a free of charge basis. Alternatively, in some countries you may be able to return your products to your local retailer upon the purchase of an equivalent new product.</p> <p>Disposing of this product correctly will help to save valuable resources and prevent any potential negative effects on human health and the environment which could otherwise arise from inappropriate waste handling. Please contact your local authority for further details of your nearest designated collection point.</p> <p>Penalties may be applicable for incorrect disposal of this waste, in accordance with national legislation.</p> <p><b>For business users in the European Union</b></p> <p>If you wish to discard electrical and electronic equipment, please contact your dealer or supplier for further information.</p> <p><b>Information on Disposal in other Countries outside the European Union</b></p> <p>This symbol is only valid in the European Union.</p> <p>If you wish to discard this product, please contact your local authorities or dealer and ask for the correct method of disposal.</p>	<p><b>Указания за изхвърляне на електрически и електронни отпадъци (за битови потребители)</b></p>  <p>Този символ върху изделия и-или в придружаваща документация означава, че електрически и електронни отпадъци не бива да се изхвърлят в общ контейнер.</p> <p>Моля, да предавате тези отпадъци в пунктовете за вторични суровини, където ги приемат безплатно, за понататъшна обработка и рециклиране. В някои страни те могат да бъдат върнати на търговците на дребно, от които са купени, срещу закупуване на нови подобни изделия.</p> <p>Правилното съхраняване и обработка на такива отпадъци спестява ценни ресурси и предпазва от негативно влияние върху здравето на хората и околната среда. За по-подробна информация относно пунктовете за вторични суровини се обърнете към местните органи.</p> <p>Националните законодателства на някои страни предвиждат глоби за неправилно изхвърляне на отпадъци.</p> <p><b>За промишлени потребители от Европейския съюз</b></p> <p>Повече информация за изхвърляне на електрически и електронни отпадъци можете да получите от съответния доставчик или дилър.</p> <p><b>За потребители от страните извън Европейския съюз</b></p> <p>Този символ е валиден само в Европейския съюз.</p> <p>За информация относно правилно изхвърляне на такива отпадъци потърсете местните органи на властта или дилъра си.</p>
<p><b>Benutzerinformationen zur Entsorgung von elektrischen und elektronischen Geräten (private Haushalte)</b></p>  <p>Dieses Symbol auf Produkten und/oder begleitenden Dokumenten bedeutet, dass verbrauchte elektrische und elektronische Produkte nicht mit gewöhnlichem Haushaltsabfall vermisch werden sollen.</p> <p>Bringen Sie zur ordnungsgemäßen Behandlung, Rückgewinnung und Recycling diese Produkte zu den entsprechenden Sammelstellen, wo sie ohne Gebühren entgegengenommen werden. In einigen Ländern kann es auch möglich sein, diese Produkte beim Kauf eines entsprechenden neuen Produkts bei Ihrem örtlichen Einzelhändler abzugeben.</p> <p>Die ordnungsgemäße Entsorgung dieses Produkts dient dem Umweltschutz und verhindert mögliche schädliche Auswirkungen auf Mensch und Umgebung, die aus einer unsachgemäßen Handhabung von Abfall entstehen können. Genauere Informationen zur nächstgelegenen Sammelstelle erhalten Sie bei Ihrer Gemeindeverwaltung.</p> <p>In Übereinstimmung mit der Landesgesetzgebung können für die unsachgemäße Entsorgung dieser Art von Abfall Strafbüßen erhoben werden.</p> <p><b>Für Geschäftskunden in der Europäischen Union</b></p> <p>Bitte treten Sie mit Ihrem Händler oder Lieferanten in Kontakt, wenn Sie elektrische und elektronische Geräte entsorgen möchten. Er hält weitere Informationen für sie bereit.</p> <p><b>Informationen zur Entsorgung in anderen Ländern außerhalb der Europäischen Union</b></p> <p>Dieses Symbol ist nur in der Europäischen Union gültig.</p> <p>Bitte treten Sie mit Ihrer Gemeindeverwaltung oder Ihrem Händler in Kontakt, wenn Sie dieses Produkt entsorgen möchten, und fragen Sie nach einer Entsorgungsmöglichkeit.</p>	<p><b>Πληροφορίες για την απόρριψη ηλεκτρικών και ηλεκτρονικών συσκευών (οικιακής χρήσης)</b></p>  <p>Αυτή η σήμανση στα προϊόντα και/ή στα συνοδευτικά τους έντυπα υποδηλώνει ότι τα εν λόγω ηλεκτρικά και ηλεκτρονικά προϊόντα δεν πρέπει να απορριφθούν μαζί με οικιακά απορρίμματα.</p> <p>Προκειμένου να πραγματοποιηθεί η κατάλληλη επεξεργασία και ανακύκλωση, αποσύρετε αυτά τα προϊόντα σε ανάλογα σημεία περισυλλογής, όπου θα γίνουν δεκτά χωρίς χρέωσή σας. Εναλλακτικά, σε ορισμένες χώρες, μπορείτε να επιστρέψετε τα προϊόντα σε τοπικά καταστήματα με σκοπό την αγορά ανάλογου νέου προϊόντος.</p> <p>Η ορθή απόρριψη αυτού του προϊόντος βοηθάει στην εξοικονόμηση πολύτιμων φυσικών πόρων και στην αποφυγή τυχόν αρνητικών επιπτώσεων για την ανθρώπινη υγεία και το περιβάλλον, οι οποίες μπορεί να προκληθούν από λανθασμένη διαχείριση του εν λόγω απορρίμματος. Επικοινωνήστε με τις τοπικές αρχές για περισσότερες πληροφορίες σχετικά με το πλησιέστερο ανάλογο σημείο περισυλλογής.</p> <p>Ενδέχεται να επιβληθούν κυρώσεις για λανθασμένη απόρριψη του εν λόγω προϊόντος, σύμφωνα με τη νομοθεσία της χώρας σας.</p> <p><b>Προϊόντα επαγγελματικής χρήσης, Ευρωπαϊκή Ένωση</b></p> <p>Αν επιθυμείτε να απορρίψετε ηλεκτρικό και ηλεκτρονικό εξοπλισμό, επικοινωνήστε με τον πωλητή ή τον προμηθευτή για περισσότερες πληροφορίες.</p> <p><b>Πληροφορίες για την απόρριψη ηλεκτρικών και ηλεκτρονικών συσκευών σε χώρες εκτός της Ευρωπαϊκής Ένωσης</b></p> <p>Αυτή η σήμανση ισχύει μόνο στην Ευρωπαϊκή Ένωση.</p> <p>Αν επιθυμείτε να απορρίψετε αυτό το προϊόν, επικοινωνήστε με τις τοπικές αρχές ή καταστήματα πώλησης για να πληροφορηθείτε σχετικά με την ορθή διαδικασία απόρριψης.</p>
<p><b>Tájékoztató az elektromos és elektronikus berendezések hulladékainak ártalmatlanításáról (háztartások)</b></p>  <p>Ha ez a szimbólum szerepel a termékeken és/vagy a mellékelt dokumentumon, az elhasznált elektromos és elektronikus termékeket nem szabad keverni az általános háztartási szeméttel.</p> <p>A megfelelő kezelés, visszanyerés és újrahasznosítás érdekében kérjük, szállítsák az ilyen termékeket a kijelölt gyűjtőhelyekre, ahol térítésmentesen átveszik azokat. Más lehetőségként bizonyos országokban a termékeket a helyi kiskereskedője is visszaveheti, amennyiben hasonló, új terméket vásárol.</p> <p>A termék megfelelő ártalmatlanításával segít megőrizni az értékes erőforrásokat és megelőzheti a környezetre és az egészségre esetleg ártalmas hatásokat, amelyek a hulladékok helytelen kezelése egyébként okozhat. Kérjük, lépjen kapcsolatba a helyi hatósággal további információért a legközelebbi kijelölt begyűjtő hely fellelhetőségét illetően.</p> <p>A nemzeti törvények értelmében az ilyen hulladék helytelen ártalmatlanítása esetén büntetést szabhatnak ki. Amennyiben a használt termék elemet vagy akkumulátort tartalmaz, kérjük, a helyi környezetvédelmi előírások betartásával, külön ártalmatlanítsa ezeket.</p> <p><b>Üzleti felhasználók az Európai Unióban</b></p> <p>Amennyiben elektromos vagy elektronikus berendezést kíván ártalmatlanítani, kérjük, lépjen kapcsolatba kereskedőjével vagy szállítójával további információkért.</p> <p><b>Tájékoztató az ártalmatlanítással kapcsolatban az Európai Unió kívüli országok esetében</b></p> <p>Ez a szimbólum csak az Európai Unióban érvényes.</p> <p>Amennyiben ezt a terméket kívánja ártalmatlanítani, kérjük, lépjen kapcsolatba a helyi hatósággal, illetve kereskedőjével, és érdeklődjön az ártalmatlanítás megfelelő módjáról.</p>	<p><b>Informations relatives à l'évacuation des déchets, destinées aux utilisateurs d'appareils électriques et électroniques (appareils ménagers domestiques)</b></p>  <p>Lorsque ce symbole figure sur les produits et/ou les documents qui les accompagnent, cela signifie que les appareils électriques et électroniques ne doivent pas être jetés avec les ordures ménagères.</p> <p>Pour que ces produits subissent un traitement, une récupération et un recyclage appropriés, envoyez-les dans les points de collecte désignés, où ils peuvent être déposés gratuitement. Dans certains pays, il est possible de renvoyer les produits au revendeur local en cas d'achat d'un produit équivalent.</p> <p>En éliminant correctement ce produit, vous contribuez à la conservation des ressources vitales et à la prévention des éventuels effets négatifs sur l'environnement et la santé humaine qui pourraient survenir dans le cas contraire.</p> <p>Afin de connaître le point de collecte le plus proche, veuillez contacter vos autorités locales.</p> <p>Des sanctions peuvent être appliquées en cas d'élimination incorrecte de ces déchets, conformément à la législation nationale.</p> <p><b>Utilisateurs professionnels de l'Union européenne</b></p> <p>Pour en savoir plus sur l'élimination des appareils électriques et électroniques, contactez votre revendeur ou fournisseur.</p> <p><b>Informations sur l'évacuation des déchets dans les pays ne faisant pas partie de l'Union européenne</b></p> <p>Ce symbole n'est reconnu que dans l'Union européenne.</p> <p>Pour vous débarrasser de ce produit, veuillez contacter les autorités locales ou votre revendeur afin de connaître la procédure d'élimination à suivre.</p>

# DISPOSAL OF UNIT

## Oplysninger til brugerne om afhændelse af elektriske apparater og elektronisk udstyr (private husholdninger)



Når produkter og/eller medfølgende dokumenter indeholder dette symbol, betyder det, at elektriske apparater og elektronisk udstyr ikke må smides ud sammen med det almindelige husholdningsaffald.

For at sikre en korrekt behandling, indsamling og genbrug, skal du aflevere disse produkter på dertil indrettede indsamlingssteder, hvor de vil blive modtaget uden ekstra omkostninger. I nogle lande er der også mulighed for, at du kan indlevere dine produkter hos den lokale forhandler, hvis du køber et nyt og tilsvarende produkt.

Hvis du afhænder dette produkt på korrekt vis, vil det være med at spare på de værdifulde naturlige råstoffer og forhindre eventuelle negative påvirkninger på folkesundheden og miljøet, hvilket ellers kunne blive følgerne af en forkert håndtering af affaldet. Kontakt de lokale myndigheder for at få yderligere oplysninger om, hvor du kan finde det nærmeste indsamlingssted.

I visse lande vil en forkert afhændelse af affaldet medføre en bødestraf i henhold til de gældende bestemmelser på området.

### Professionelle brugere i EU

Hvis du ønsker at smide elektriske apparater eller elektronisk udstyr ud, skal du kontakte din forhandler eller leverandør for at få yderligere oplysninger.

### Oplysninger om afhændelse i lande uden for EU

Dette symbol er kun gyldigt i EU.

Hvis du ønsker at afhænde dette produkt, skal du rette henvendelse til de lokale myndigheder eller din forhandler. Her kan du få oplysninger om, hvordan du bedst kommer af med produktet.

## Información sobre la eliminación para los usuarios de equipos eléctricos y electrónicos usados (particulares)



La aparición de este símbolo en un producto y/o en la documentación adjunta indica que los productos eléctricos y electrónicos usados no deben mezclarse con la basura doméstica general.

Para que estos productos se sometan a un proceso adecuado de tratamiento, recuperación y reciclaje, llévelos a los puntos de recogida designados, donde los admitirán sin coste alguno. En algunos países existe también la posibilidad de devolver los productos a su minorista local al comprar un producto nuevo equivalente.

Si desecha el producto correctamente, estará contribuyendo a preservar valiosos recursos y a evitar cualquier posible efecto negativo en la salud de las personas y en el medio ambiente que pudiera producirse debido al tratamiento inadecuado de desechos. Póngase en contacto con su autoridad local para que le informen detalladamente sobre el punto de recogida designado más cercano.

De acuerdo con la legislación nacional, podrían aplicarse multas por la eliminación incorrecta de estos desechos.

### Para empresas de la Unión Europea

Si desea desechar equipos eléctricos y electrónicos, póngase en contacto con su distribuidor o proveedor para que le informe detalladamente.

### Información sobre la eliminación en otros países no pertenecientes a la Unión Europea

Este símbolo sólo es válido en la Unión Europea.

Si desea desechar este producto, póngase en contacto con las autoridades locales o con su distribuidor para que le informen sobre el método correcto de eliminación.

## Informácie pre užívateľov o likvidácii použitého elektrického a elektronického zariadenia (súkromné domácnosti)



Tento symbol na produktoch a/alebo na priložených dokumentoch znamená, že použité elektrické a elektronické zariadenia sa nesmú miešať so všeobecným domácim odpadom.

Pre správne zaobchádzanie, obnovu a recykláciu, odvezte prosím tieto produkty na určené zberné miesta, kde budú prijaté bez poplatku. V niektorých krajinách je možné tieto produkty vrátiť priamo miestnemu maloobchodu v prípade, ak si objednáte podobný nový výrobok.

Správna likvidácia týchto produktov pomôže ušetriť hodnotné zdroje a zabrániť možným negatívnym vplyvom na ľudské zdravie a prostredie, ktoré môžu vzniknúť z nesprávneho zaobchádzania s odpadom. Pre bližšie informácie o vašom najbližšom zbernom mieste kontaktujte, prosím, vaše miestne úrady.

V prípade nesprávnej likvidácie odpadu môžu byť uplatnené pokuty v súlade so štátnou legislatívou.

### Pre právnické osoby v Európskej únii

Ak potrebujete zlikvidovať opotrebované elektrické a elektronické produkty, pre bližšie informácie kontaktujte, prosím, svojho miestneho predajcu alebo dodávateľa.

### Informácie o likvidácii elektrického a elektronického odpadu v krajinách mimo Európskej únie

Tento symbol je platný iba v Európskej únii.

Ak si prajete zlikvidovať tento produkt, pre bližšie informácie kontaktujte, prosím, vaše miestne úrady alebo predajcu a informujte sa o správnej metóde likvidácie.

## Informații pentru utilizatori, privind eliminarea echipamentelor electrice și electronice uzate (proprietate particulară)



Acest simbol, de pe produse și/sau documentele însoțitoare, are semnificația că produsele electrice și electronice uzate nu trebuie amestecate cu deșeurile menajere generale.

În scopul aplicării unui tratament corespunzător, recuperării și reciclării, vă rugăm să predați aceste produse la punctele de colectare desemnate, unde vor fi acceptate gratuit. Ca o alternativă, în unele țări, există posibilitatea să returnați produsele dumneavoastră uzate furnizorului cu amănuntul, în momentul achiziționării unui produs echivalent nou.

Eliminarea corectă a acestor produse uzate va ajuta la economisirea unor resurse valoroase și la prevenirea oricăror efecte potențial negative asupra sănătății umane și a mediului înconjurător, care, în caz contrar ar putea fi cauzate prin manipularea necorespunzătoare a deșeurilor. Pentru mai multe detalii privind cele mai apropiate puncte de colectare, vă rugăm să contactați autoritățile locale.

Pentru eliminarea incorectă a acestui tip de deșeuri se pot aplica amenzi, în conformitate cu legislația națională.

### Pentru utilizatorii comerciali din Uniunea Europeană

Dacă doriți să vă debarasați de echipamente electrice și electronice, vă rugăm să contactați distribuitorul sau furnizorul dumneavoastră, pentru mai multe informații.

### Informații privind eliminarea deșeurilor în țările din afara Uniunii Europene

Acest simbol este valabil numai în Uniunea Europeană.

Dacă doriți să eliminați acest tip de produse uzate, vă rugăm să contactați autoritățile locale sau distribuitorul și să aflați metoda corectă de eliminare.

## Informacja dla użytkowników o pozbywaniu się urządzeń elektrycznych i elektronicznych (dotyczy gospodarstw domowych)



Przedstawiony symbol umieszczony na produktach lub dołączonej do nich dokumentacji informuje, że niesprawnych urządzeń elektrycznych lub elektronicznych nie można wyrzucać razem z odpadami gospodarczymi.

Prawidłowe postępowanie w razie konieczności pozbycia się urządzeń elektrycznych lub elektronicznych, utylizacji, powtórnego użycia lub odzysku podzespołów polega na przekazaniu urządzenia do wyspecjalizowanego punktu zbiórki, gdzie będzie przyjęte bezpłatnie. W niektórych krajach produkt można oddać lokalnemu dystrybutorowi podczas zakupu innego urządzenia.

Prawidłowa utylizacja urządzenia umożliwia zachowanie cennych zasobów i uniknięcie negatywnego wpływu na zdrowie i środowisko, które może być zagrożone przez nieodpowiednie postępowanie z odpadami. Szczegółowe informacje o najbliższym punkcie zbiórki można uzyskać u władz lokalnych.

Nieprawidłowa utylizacja odpadów zagrożona jest karami przewidzianymi w odpowiednich przepisach lokalnych.

### Użytkownicy biznesowi w krajach Unii Europejskiej

W razie konieczności pozbycia się urządzeń elektrycznych lub elektronicznych, prosimy skontaktować się z najbliższym punktem sprzedaży lub z dostawcą, który udzielił dodatkowych informacji.

### Pozbywanie się odpadów w krajach poza Unią Europejską

Taki symbol jest ważny tylko w Unii Europejskiej.

W razie potrzeby pozbycia się niniejszego produktu prosimy skontaktować się z lokalnymi władzami lub ze sprzedawcą celem uzyskania informacji o prawidłowym sposobie postępowania.

## Informācija lietotājiem par elektrisko un elektronisko iekārtu atkritumiem (privātās mājāsaimniecības)



Šis simbols uz produktiem un/vai pievienotajiem dokumentiem nozīmē, ka no atkritumiem paredzētajām elektriskajām un elektroniskajām iekārtām nedrīkst atbrīvoties kopā ar pārējiem mājāsaimniecības atkritumiem.

Pienācīgai apstrādei, reģenerācijai un pārstrādei, lūdzu, nogādāiet šos produktus tiem paredzētajos savākšanas punktos, kur tie tiks pieņemti bez maksas. Tāpat dažās valstīs jūs iespējams varēsiet nogādāt produktus pie tuvākā mazumtirgotāja, pērkot jaunu līdzvērtīgu produktu.

Pareiza atbrīvošanās no šiem produktiem palīdzēs ietaupīt vērtīgus resursus un izvairīties no potenciāli negatīvas iedarbības uz cilvēka veselību un apkārtni, kas varētu notikt, ja atkritumi netiktu pienācīgi apstrādāti. Lūdzu, sazinieties ar vietējām varas iestādēm, lai saņemtu sīkāku informāciju par tuvāko šādiem atkritumiem paredzēto savākšanas punktu.

Var tikt piemēroti sodi par nepareizi šādu atkritumu apstrādi, atbilstoši valsts likumdošanai.

### Komerclietotājiem Eiropas Savienībā

Ja vēlaties atbrīvoties no elektrisko un elektronisko iekārtu atkritumiem, lūdzu, sazinieties ar tuvāko dīleri vai piegādātāju, lai saņemtu sīkāku informāciju.

Informācija par atbrīvošanos no šādiem atkritumiem valstīs, kas atrodas ārpus Eiropas Savienības

### Šis simbols ir derīgs tikai Eiropas Savienībā.

Ja vēlaties atbrīvoties no šī produkta, lūdzu, sazinieties ar vietējām varas iestādēm vai tuvāko dīleri un uzziniet pareizo veidu, kā atbrīvoties no šādiem atkritumiem.

<p><b>Informace pro uživatele k likvidaci elektrických a elektronických zařízení (domácnosti)</b></p>  <p>Tento symbol na produktech anebo v průvodních dokumentech znamená, že použité elektrické a elektronické výrobky nesmí být přidány do běžného komunálního odpadu. Ke správné likvidaci, obnově a recyklaci doručte tyto výrobky na určená sběrná místa, kde budou přijata zdarma. Alternativně v některých zemích můžete vrátit své výrobky místnímu prodejci při koupi ekvivalentního nového produktu. Správnou likvidací tohoto produktu pomůžete zachovat cenné přírodní zdroje a napomáháte prevenci potenciálních negativních dopadů na životní prostředí a lidské zdraví, což by mohly být důsledky nesprávné likvidace odpadů. Další podrobnosti si vyžádejte od místního úřadu nebo nejbližšího sběrného místa. Při nesprávné likvidaci tohoto druhu odpadu mohou být v souladu s národními předpisy uděleny pokuty.</p> <p><b>Pro podnikové uživatele v zemích Evropské unie</b> Chcete-li likvidovat elektrická a elektronická zařízení, vyžádejte si potřebné informace od svého prodejce nebo dodavatele.</p> <p><b>Informace k likvidaci v ostatních zemích mimo Evropskou unii</b> Tento symbol je platný jen v Evropské unii. Chcete-li tento výrobek zlikvidovat, vyžádejte si potřebné informace o správném způsobu likvidace od místních úřadů nebo od svého prodejce.</p>	<p><b>Informacija naudotojams dėl nenaudojamų elektros ir elektroninės įrangos utilizacijos (naudojantiems ją buityje)</b></p>  <p>Šis simbolis, pažymėtas ant gaminių ir / arba lydimųjų dokumentų, reiškia, kad nenaudojamą elektros ir elektroninių gaminių negalima maišyti su įprastomis buitinėmis atliekomis. Tam, kad gaminiai būtų tinkamai apdoroti, atnaujinti arba perdirbti, prašom nugalbenti juos į paskirtuosius surinkimo punktus, kur juos priims nemokamai. Be to, kai kuriose šalyse jūs galite grąžinti turimus gaminius vietiniam mažmeniniam prekybininkui, įsigiję analogišką naują gaminį.</p> <p>Tinkama šio gaminio utilizacija padės sutaupyti vertingų išteklių ir užkirs kelią galimam neigiamam poveikiui žmonių sveikatai bei aplinkai, kuris gali kilti netinkamai tvarkant atliekas. Dėl informacijos apie artimiausią paskirtąjį surinkimo punktą prašom kreiptis į vietos valdžios įstaigas.</p> <p>Pagal jūsų šalies įstatymus, dėl netinkamos šių atliekų utilizacijos jums gali būti skirta bauda.</p> <p><b>Verslo naudotojams Europos Sąjungoje</b> Jei norite išmesti elektros ir elektroninę įrangą, dėl išsamesnės informacijos prašom kreiptis į jus aptarnaujantį prekybos atstovą arba tiekėją.</p> <p><b>Informacija dėl utilizacijos šalyse – ne Europos Sąjungos narėse</b> Šis simbolis galioja tik Europos Sąjungoje. Jei norite išmesti šį gaminį, dėl tinkamo utilizacijos būdo teiraukitės vietos valdžios įstaigų arba prekybos atstovo.</p>
<p><b>Kullanılmayan Elektrikli ve Elektronik Aletlerin Elden Çıkarılmasına İlişkin Bilgi (bireysel kullanıcılar)</b></p>  <p>Ürünlerde ve/veya ürünle birlikte gelen dokümanlarda yer alan bu simge, ömrü sona ermiş elektrikli ve elektronik ürünlerin genel ev çöplüne karıştırılmaması gerektiğini ifade eder. Uygun biçimde toplanmaları, işlenmeleri ve geri dönüştürülmeleri için lütfen bu tür ürünleri, bunlar için öngörülen ve ücretsiz olarak kabul edilen toplama noktalarına götürün. Ayrıca bazı ülkelerde eski ürününüzü, yeni eşdeğer bir ürün satın aldığınız yerel satıcınıza teslim edebilirsiniz.</p> <p>Ürünün doğru bir şekilde elden çıkarılması, değerli kaynakları korumaya yardımcı olacak ve yanlış biçimde atık gidermenin insan sağlığına ve çevreye verebileceği olası negatif etkileri önleyecektir. Çevrenizdeki en yakın toplama noktasına ilişkin daha ayrıntılı bilgi almak için lütfen yerel yetkililere başvurun. Ürünlerin uygun biçimde elden çıkarılmaması durumunda, ilgili ülkenin yasal düzenlemelerine bağlı olarak cezalar uygulanabilir.</p> <p><b>Avrupa Birliği dahilindeki kurumsal kullanıcılar için</b> Elektrikli ve elektronik aletlerinizi elden çıkarmak istiyorsanız, ayrıntılı bilgi için lütfen satıcınıza veya tedarikçinize başvurun.</p> <p><b>Avrupa Birliği dışındaki ülkelerde atık gidermeye ilişkin bilgi</b> Bu simge yalnızca Avrupa Birliği sınırları içerisinde geçerlidir. Bu ürünü elden çıkarmak istiyorsanız, lütfen yerel yetkililere veya satıcınıza başvurun ve uygun atık giderme yöntemi konusunda bilgi alın.</p>	<p><b>Informatie over het weggoien van elektrische en elektronische apparatuur (particulieren)</b></p>  <p>Dit symbool betekent in Europa dat gebruikte elektrische en elektronische producten niet bij het normale huishoudelijke afval mogen. Lever deze producten in bij de aangewezen inzamelingspunten, waar ze gratis worden geaccepteerd en op de juiste manier worden verwerkt, teruggewonnen en hergebruikt. In Nederland kunt u uw producten bij uw winkelier inleveren bij de aanschaf van een vergelijkbaar nieuw product.</p> <p>Wanneer u dit product op de juiste manier als afval inlevert, spaart u waardevolle hulpbronnen en voorkomt u potentiële negatieve gevolgen voor de volksgezondheid en het milieu, die anders kunnen ontstaan door een onjuiste verwerking van afval. Neem contact op met uw gemeente voor meer informatie over het dichtstbijzijnde inzamelingspunt of raadgeeg <a href="http://www.nvmp.nl">www.nvmp.nl</a>, <a href="http://www.ictoffice.nl">www.ictoffice.nl</a> of <a href="http://www.stibat.nl">www.stibat.nl</a>.</p> <p><b>Voor zakelijke gebruikers in de Europese Unie</b> Neem voor het weggoien van elektrische en elektronische apparatuur contact op met uw leverancier voor verdere informatie.</p> <p><b>Informatie over verwijdering van afval in landen buiten de Europese Unie</b> Dit symbool is alleen geldig in de Europese Unie. Neem wanneer u dit product wilt weggoien, contact op met de lokale overheid of uw leverancier en vraag wat de juiste verwijderingsmethode is.</p>
<p><b>Informações sobre a eliminação de resíduos para utilizadores de equipamentos eléctricos e electrónicos (utilizadores particulares)</b></p>  <p>Este símbolo nos produtos e/ou documentos anexos significa que os produtos eléctricos e electrónicos usados não devem ser misturados com os resíduos urbanos indiferenciados. Para efectuar um tratamento, recuperação e reciclagem correctos, leve estes produtos para pontos de recolha próprios para o efeito, onde serão aceites gratuitamente. Em alternativa, em alguns países, poderá devolver os produtos ao seu revendedor local, aquando da compra de um produto novo equivalente.</p> <p>A eliminação correcta deste produto ajudará a poupar recursos valiosos e evitar quaisquer potenciais efeitos negativos na saúde humana e no ambiente, que poderiam resultar de um tratamento incorrecto de resíduos. Contacte as autoridades locais para obter mais informações sobre o ponto de recolha mais perto de si. Poderão ser aplicadas multas pela eliminação incorrecta deste resíduo, de acordo com as leis locais.</p> <p><b>Para utilizadores não particulares na União Europeia</b> Se pretender eliminar equipamento eléctrico e electrónico, contacte o seu revendedor ou fornecedor para obter mais informações.</p> <p><b>Informações sobre a eliminação noutros países fora da União Europeia</b> Este símbolo apenas é válido na União Europeia. Se pretender eliminar este produto, contacte as suas autoridades locais ou revendedor e peça informações sobre o método de eliminação correcto.</p>	<p><b>Informacije o odlaganju u otpad za korisnike otpadne električne i elektroničke opreme (privatna domaćinstva)</b></p>  <p>Ovaj simbol na proizvodima i/ili pripadajućim dokumentima znače da se upotrijebljeni električni i elektronički proizvodi ne smiju miješati s običnim otpadom iz domaćinstava. Za pravilnu obradu, iskorištavanje i recikliranje odnesite ove proizvode u namjensko centre za zbrinjavanje otpada gdje će ih besplatno preuzeti. Osim toga, u nekom državama ćete moći svoje proizvode vratiti lokalnom trgovcu prilikom kupnje ekvivalentnog proizvoda.</p> <p>Pravilnim odlaganjem ovog proizvoda sačuvate ćete vrijedne resurse i spriječiti moguće negativne učinke na ljudsko zdravlje i okoliš koji bi se inače pojavili zbog neodgovarajućeg rukovanja otpadom. Za dodatne pojedinosti o najbližem namjenskom centru za zbrinjavanje otpada obratite se lokalnoj upravi. Mogu se primijeniti kazne za neodgovarajuće odlaganje ovog otpada u skladu s lokalnim zakonima.</p> <p><b>Za poslovne korisnike u Europskoj uniji</b> Ako želite baciti električnu i elektroničku opremu, obratite se prodavatelju ili dobavljaču za dodatne informacije.</p> <p><b>Informacije o odlaganju u drugim zemljama izvan Europske unije</b> Ovaj simbol je važeći samo u Europskoj uniji. Ako želite odbaciti ovaj proizvod, molimo kontaktirati lokalne vlasti ili prodavatelja i pitati za ispravnu metodu odlaganja.</p>
<p><b>Information om kassering för användare av elektrisk &amp; elektronisk utrustning (privata konsumenter)</b></p>  <p>Om denna symbol finns på produkterna och/eller medföljande dokumentation, betyder det att förbrukade elektriska och elektroniska produkter inte ska blandas med vanliga hushållssopor. För korrekt hantering, inhämtning och återvinning, ska dessa produkter lämnas på återvinningscentraler, där de tas emot utan kostnad. I vissa länder kan du som ett alternativ lämna in dina produkter hos återförsäljaren, när du köper en motsvarande, ny produkt. Om denna produkt avyttras korrekt sparas värdefulla resurser och eventuellt negativa effekter på den mänskliga hälsan och miljön förhindras, vilket kan bli fallet vid felaktigt avyttring. Kontakta din lokala myndighet för mer information om var din närmsta återvinningsstation finns. Böter kan tillämpas vid felaktigt avyttring av dessa sopor, i enlighet med lagstiftningen i landet.</p> <p><b>För företagsanvändare inom den Europeiska gemenskapen</b> Om ni vill kassera elektrisk eller elektronisk utrustning, vänligen kontakta er återförsäljare eller leverantör för mer information.</p> <p><b>Information om kassering i övriga länder utanför den Europeiska gemenskapen</b> Denna symbol gäller bara inom den Europeiska gemenskapen. Om du vill kassera denna produkt ska du kontakta de lokala myndigheterna eller din återförsäljare, och fråga om korrekt avyttringsmetod.</p>	

# DISPOSAL OF UNIT

<p><b>Informacije za uporabnike o odstranitvi odpadne električne in elektronske opreme (zasebna gospodinjstva)</b></p>  <p>Ta simbol, ki se nahaja na izdelkih in/ali priloženih dokumentih, pomeni, da se rabljeni električni in elektronski izdelki ne smejo mešati z navadnimi gospodinjstvi odpadki. Za primerno ravnanje, predelavo in reciklažo vas prosimo, da odnesete te izdelke na ustrezne zbirne točke, kjer bodo sprejeti brezplačno. V nekaterih državah boste lahko vrnili vaše izdelke v vašo lokalno prodajalno, v zameno nakupa novega izdelka. Pravilno odstranjevanje teh izdelkov bo pomagalo obvarovati dragocene vire in preprečilo katerekoli negativne vplive na človeško zdravje in okolje, ki lahko nastanejo pri neprimernem ravnanju z odpadki. Prosimo vas, da za nadaljnje informacije o vaši najbližji zbirni točki kontaktirate vaše lokalne oblasti. V skladu z nacionalno zakonodajo se zaradi nepravilnega odstranjevanja odpadkov izrečejo primerne kazni.</p> <p><b>Za poslovne uporabnike v Evropski uniji</b> Če se želite znebiti električne in elektronske opreme vas prosimo, da za nadaljnje informacije kontaktirate vašega prodajalca ali dobavitelja.</p> <p><b>Informacije o odstranitvi v drugih državah, ki so izven Evropske unije</b> Simbol je veljaven samo v Evropski uniji. Če se želite znebiti tega izdelka vas prosimo, da kontaktirate vaše lokalne oblasti ali prodajalca in jih povprašate o ustrezni metodi odstranjevanja.</p>	<p><b>Tietoja sähkö- ja elektroniikkalaitteiden hävittämisestä (kotitaloudet)</b></p>  <p>Tämä symboli tuotteissa ja/tai niiden käyttöohjeissa osoittaa, että käytettyjä sähkö- ja elektroniikkalaitteita ei saa hävittää tavallisen kotitalousjätteen mukana. Jotta laitteet käsitellään asianmukaisesti, toimita ne kierrätyspisteisiin, jotka vastaanottavat tällaisia laitteita ilmaiseksi. Joissakin maissa kuluttajat voivat myös palauttaa käytetyt laitteet paikalliselle jälleenmyyjälle, jos he ostavat tilalle uuden vastaavanlaisen tuotteen. Tämän tuotteen asianmukainen hävittäminen säästää luonnonvaroja ja estää mahdollisesti muutoin syntyviä ympäristö- ja terveysongelmia. Lähistöllä sijaitsevista kierrätyspisteistä saa lisätietoja paikallisilta viranomaisilta.</p> <p>Jätelaissa ja rikoslaissa on säädetty rangaistus roskaamisesta ja lainvastaisesta hävittämisestä.</p> <p><b>Yrityskäyttäjät Euroopan unionissa</b> Jos haluat hävittää sähkö- ja elektroniikkalaitteita, kysy lisätietoja jälleenmyyjältä tai tavarantoimittajalta.</p> <p><b>Tietoja jätteiden käsittelystä Euroopan unionin ulkopuolella</b> Tämä symboli on käytössä vain Euroopan unionissa. Jos haluat hävittää tämän tuotteen, tiedustele oikeaa hävitystapaa paikallisilta viranomaisilta tai jälleenmyyjältä.</p>
<p><b>Informazioni per gli utenti sullo smaltimento di apparecchiature elettriche ed elettroniche obsolete (per i nuclei familiari privati)</b></p>  <p>Questo simbolo sui prodotti e/o sulla documentazione di accompagnamento significa che i prodotti elettrici ed elettronici usati non devono essere mescolati con i rifiuti domestici generici. Per un corretto trattamento, recupero e riciclaggio, portare questi prodotti ai punti di raccolta designati, dove verranno accettati gratuitamente. In alternativa, in alcune nazioni potrebbe essere possibile restituire i prodotti al rivenditore locale, al momento dell'acquisto di un nuovo prodotto equivalente. Uno smaltimento corretto di questo prodotto contribuirà a risparmiare preziose risorse ed evitare potenziali effetti negativi sulla salute umana e sull'ambiente, che potrebbero derivare, altrimenti, da uno smaltimento inappropriato. Per ulteriori dettagli, contattare la propria autorità locale o il punto di raccolta designato più vicino. In caso di smaltimento errato di questo materiale di scarto, potrebbero venire applicate delle penali, in base alle leggi nazionali.</p> <p><b>Per gli utenti aziendali nell'Unione Europea</b> Qualora si desidera smaltire apparecchiature elettriche ed elettroniche, contattare il rivenditore o il fornitore per ulteriori informazioni.</p> <p><b>Informazioni sullo smaltimento in nazioni al di fuori dell'Unione Europea</b> Questo simbolo è valido solo nell'Unione Europea. Qualora si desidera smaltire questo prodotto, contattare le autorità locali o il rivenditore e chiedere informazioni sul metodo corretto di smaltimento.</p>	<p><b>Informasjon for brukerne om kassering av elektrisk og elektronisk utstyr (private husholdninger)</b></p>  <p>Når et produkt og/eller medfølgende dokumenter er merket med dette symbolet, betyr det at det elektriske eller elektroniske utstyret ikke bør kasseres sammen med vanlig husholdningsavfall. For at det kasserte utstyret skal bli behandlet, gjenvunnet og resirkulert på riktig måte, må du bringe det til nærmeste innsamlingspunkt eller gjenvinningsstasjon. I enkelte land kan du alternativt returnere produktene dine til den lokale forhandleren, eventuelt mot kjøp av et tilsvarende nytt produkt. Hvis du kasserer dette produktet på riktig måte, bidrar til du til å bevare verdifulle ressurser og til å motvirke de negative virkningene på miljøet og den menneskelige helse som kan forårsakes av feilaktig avfallsbehandling. Ta kontakt med de lokale myndigheter hvis du ønsker ytterligere informasjon om ditt nærmeste innsamlingspunkt. Feilaktig kassering av dette utstyret kan kanskje bøtelegges, avhengig av nasjonale lover og regler.</p> <p><b>For bedriftskunder i den Europeiske Union</b> Hvis du ønsker å kassere elektrisk og elektronisk utstyr, må du kontakte forhandleren eller leverandøren din for å få mer informasjon.</p> <p><b>Informasjon om kassering i land utenfor den Europeiske Union</b> Dette symbolet er kun gyldig i den Europeiske Union. Hvis du ønsker å kassere dette produktet, må du ta kontakt med forhandleren eller de lokale myndigheter og spørre dem om hvordan det skal kasseres på riktig måte.</p>
<p><b>Informazzjoni dwar ir-Rimi għall-Utenti ta' Skart ta' Tagħmir Elettriku u Elektroniku (unitajiet domestiċi privati)</b></p>  <p>Dan is-simbolu fuq il-prodotti u/jew id-dokumenti ta' appoġġ ifisser li prodotti elettriċi u elettronici ma għandhomx jiġihallu ma' skart domestiku ġenerali. Għal trattament, irkupru jew riċiklaġġ xieraq, jekk jogħġbok hu dawn il-prodotti f'punti ta' għbir apposta, fejn jiġu aċċettati fuq bażi mingħajr ħlas. Inkella, f'xi pajjiżi tista' tirritorna l-prodotti tiegħek għand bejġiegh bil-innut lokali max-xiri ta' prodott ġdid ekwivalenti. Bilili tarmi dan il-prodott b'mod korrett tkun qed tgħin sabieħ tikkonserva riżorsi prezzjużi u tippreveni kwalunkwe effett negattiv fuq is-saħħa tal-bniedem u l-ambjent li inkella jista' jirriżulta minn trattament ta' skart mhux xieraq. Jekk jogħġbok ikkuntattja lill-awtorità lokali tiegħek għal aktar dettalji dwar l-qrebb punt tal-għbir deżinjat tiegħek. F'każ ta' rimi mhux korrett ta' dan l-iskart jistgħu japplikaw penali, f'konformità mal-leġiżlazzjoni nazzjonali.</p> <p><b>Għal utenti tan-negozju fl-Unjoni Ewropea</b> Jekk tixtieq tarmi tagħmir elettriku u elektroniku, jekk jogħġbok ikkuntattja lin-negozjant jew lill-fornitur tiegħek għal aktar informazzjoni.</p> <p><b>Informazzjoni dwar ir-Rimi f'Pajjiżi oħra barra mill-Unjoni Ewropea</b> Dan is-simbolu huwa validu biss fl-Unjoni Ewropea. Jekk tixtieq tarmi dan il-prodott, jekk jogħġbok ikkuntattja lill-awtoritajiet lokali jew lin-negozjant tiegħek u staqsihom għall-metodu ta' rimi korrett.</p>	<p><b>Kasutajate elektri- ja elektroonikaseadmete kõrvaldamist puudutav teave (eramajapidamised)</b></p>  <p>See toodetel ja/või kaasas olevates dokumentides märgitud sümbol tähendab, et kasutatud elektri- ja elektroonikaseadmeid ei tohi kõrvaldada koos olmejäätmetega. Korrektselt töötlemiseks, taaskasutuseks ja ringlussevõtuks viige need tooted kogumispunkti, kus need tasuta vastu võetakse. Samuti on mõnes riigis võimalik tooted kohalikele edasimüüjale tagastada juhul, kui ostetakse uus võrdväärne toode. Selle toote korrektn kõrvaldamine aitab meil väärtuslikke ressursse säästa ning vältida inimeste tervisele ja keskkonnale võimalikke negatiivseid mõjusid, mis võivad tekkida sobimatu jäätmekäitluse tagajärjel. Pöörduge oma kohaliku omavalitsuse poole, et saada liseteavet teile lähima kogumispunkti kohta. Selle jäätme sobimatu kõrvaldamise eest võidakse kohaldada siseriiklikele õigusnormidele vastavaid karistusi.</p> <p><b>Euroopa Liidu ärikasutajatele</b> Kui soovite elektri- ja elektroonikaseadmeid kõrvaldada, pöörduge lisa teabe saamiseks oma edasimüüja või tarnija poole.</p> <p><b>Kõrvaldamist puudutav teave muudes riikides väljaspool Euroopa Liitu</b> See sümbol kehtib ainult Euroopa Liidus. Kui soovite seda toodet kõrvaldada, pöörduge oma kohaliku omavalitsuse või edasimüüja poole ning küsige neilt korrektsete kõrvaldamismeetmete kohta.</p>
<p><b>Информације за корисника о одлагању Отпадне електричне и електронске опреме (приватна домаћинства)</b></p>  <p>Овај симбол на производима и/или пратећој документацији значи да искоришћене електричне и електронске производе не треба мешати са обичним кућним смећем. Да би ови производи били правилно третирани, поново искоришћени и рециклирани, однесите их на предвиђена сабирна места где ће бити бесплатно прихваћени. Друга могућност је да у неким земљама можете да вратите производе локалном продавцу када купите еквивалентни нови производ. Одлагање овог производа на правилан начин штеди драгоцене ресурсе и спречава потенцијалне негативне ефекте на здравље људи и животну средину, који би иначе настали због неправилног руковања отпадом. Обратите се локалним властима за више детаља о најближем предвиђеном сабирном месту. Неправилно одлагање овог отпада може бити кажњиво по националним законима.</p> <p><b>За пословне кориснике у Европској унији</b> Ако желите да одложите електричну и електронску опрему, обратите се свом продавцу или добављачу за више информација.</p> <p><b>Информације о одлагању у другим земљама изван Европске уније</b> Овај симбол се односи само на Европску унију. Ако желите да одложите овај производ у отпад, обратите се локалним властима или продавцу и распитајте се о правилном начину одлагања.</p>	



# SPECIFICATION

---

Product name	Detector
Model number	MLC-AD240A-PW
Dimension	Width: 162 mm, Depth: 290 mm, Height: 118 mm
Weight	4.7 kg
LED display	Status LED: POWER (green), PlateSet (white), RUN (white), and ERROR (red) Detector ID number indication: For displaying detector ID number
Applied voltage	RE voltage: 700 mV, WE voltage: 800 mV
Power source	USB bus power: 5 V DC
Maximum current consumption	65 mA
Environmental condition	Temperature: 37°C, CO <sub>2</sub> concentration: 5%, Humidity: 95% RH ± 5% RH *Expected to be used in a CO <sub>2</sub> incubator. Operation in other environments is not guaranteed.
Recommended number of units to be installed in an incubator	MCO-50: Max. 1 unit MCO-170: Max. 4 units* MCO-230: Max. 4 units* *When placing two detectors on one shelf, use a reinforced shelf. <b>Note:</b> When using a CO <sub>2</sub> incubator other than ours, the performance of the detector and incubator may be affected. If you wish to install the detectors in an incubator other than ours, please check the impact on the performance by yourself in advance.
Cleaning	Wipe with a cloth moistened with 70% ethanol. Hydrogen peroxide sterilization and dry-heat sterilization are not supported.
Accessories	Connection cable, plate adapter (bottom)

**Note:**

The product data has been measured based on the PHC standard.

# SAFETY ENVIRONMENTAL CONDITIONS

---

This equipment is designed to be safe at least under the following conditions (based on the IEC 61010-1):

- Indoor use;
- Altitude up to 2,000 m;
- Applicable pollution degree of the intended environment (POLLUTION DEGREE 2);

# SAFETY CHECK SHEET



**CAUTION**

Please copy and fill out this form before servicing.  
Hand over the form to the service engineer for their  
and your safety.

## Safety check sheet

### 1. Stored material

Risk of infection: Yes No Maybe

Risk of toxicity: Yes No Maybe

Risk from radioactive sources: Yes No Maybe

List all potentially hazardous materials that have been stored in this unit:

---

---

### 2. Contamination in the unit

a) Contamination Yes No Maybe

Types of contamination (if any): \_\_\_\_\_

---

b) Decontaminated Yes No

Methods used for the decontamination work:

---

---

### 3. Status of the unit

a) The unit is now safe to work on Yes No

b) If the answer is "No,"

Details on the danger: \_\_\_\_\_

---

Measures we should take to reduce the danger:

---

---

Date:

Signature:

Address, Division:

Telephone:

Product name:

Detector

Model No.

MLC-AD240A

Serial number:

Date of Installation:

Please decontaminate the unit yourself before calling the service engineer.

# MEMO

---

Manufacturer's name and address

**PHC Corporation**

1-1-1 Sakada, Oizumi-machi, Ora-gun, Gunma 370-0596, Japan

Importer's name and address

within the USA : **PHC Corporation of North America**

1300 Michael Drive, Suite A, Wood Dale, IL 60191

Toll Free USA (800) 858-8442

Importer's name and address

within the European Union : **PHC Europe B.V.**

Eikdonk 1, 4825 AZ, Breda, The Netherlands

within the United Kingdom : **PHC Europe B.V.**

9 The Office Village, North Road, Loughborough LE11 1QJ, United Kingdom

© PHC Corporation 2024



LDCL084400-0

Printed in Japan

LDCL084400-0

J0524-0