











ATA Compact Precision and Laboratory

The ATA Compact series combines a small footprint with high precision and accuracy. The ATA is one of the smallest laboratory scales available on market. Built with high strength antistatic ABS housing, and equipped with automatic internal calibration, the scale offers outstanding performance and value. The series delivers numerous interfacing capabilities via USB, RS232, as well as optional Ethernet and WiFi ports.

Functions

 PARTS COUNTING	 CHECK WEIGHING	 PERCENT WEIGHING	 TOTALIZING
 ANIMAL WEIGHING	 DISPLAY HOLD	 COMPOUNDING & FORMULATION	 FILTERING
 GLP	 NTEP CERTIFIED (OPTIONAL)	 RS-232	
 ETHERNET (OPTIONAL)	 WIFI (OPTIONAL)		



MODEL	ATA220	ATA320	ATA520i	ATA1200	ATA2200
Capacity	220g	320g	520g	1200g	2200g
Readability (d)	0.001g			0.01g	
Linearity	+/-0.002g			+/-0.02g	
Stabilization	~ 3 sec.				
Internal Calibration	Optional		Standard	Optional	
Accuracy Class	II				
Pan Size (mm)	∅ 4.7" (120)			∅ 5.9" (150)	
Scale Dimensions	185x290x90mm				
Interface Ports	RS232 Ethernet (optional) WiFi (optional)				